

# ENVIRONMENTAL PRODUCT DECLARATION

as per ISO 14025 and EN 15804+A2




Owner of the Declaration	ASSA ABLOY Entrance Systems AB
Program holder	Institut Bauen und Umwelt e.V. (IBU)
Publisher	Institut Bauen und Umwelt e.V. (IBU)
Declaration number	EPD-ASA-20220085-IBC1-EN
Issue date	18.08.2022
Valid to	17.08.2027

## ASSA ABLOY SL500 S Sliding Door System with ASSA ABLOY TightSeal ASSA ABLOY Entrance Systems

[www.bau-umwelt.com](http://www.bau-umwelt.com) / <https://epd-online.com>



## 1. General Information

ASSA ABLOY Entrance Systems	ASSA ABLOY SL500 S Sliding Door System
<p><b>Program holder</b>                      IBU - Institut Bauen und Umwelt e.V.                      Hegelplatz 1                      10117 Berlin                      Germany</p>	<p><b>Owner of the Declaration</b>                      ASSA ABLOY Entrance Systems AB                      Lodjursgatan 10                      SE-261 44 Landskrona                      Sweden</p>
<p><b>Declaration number</b>                      EPD-ASA-20220085-IBC1-EN</p>	<p><b>Declared product / Declared unit</b>                      This declaration represents 1 automatic sliding door system ASSA ABLOY SL500 S sliding door system with ASSA ABLOY TightSeal consisting of 2 active door leaves with a frame height of 2.2 m, a frame width of 1.8 m and 8 mm laminated glass.</p>
<p><b>This Declaration is based on the Product Category Rules:</b>                      IBU: PCR Automatic doors, automatic gates, and revolving door systems (door systems) Version 1.6 (11. 2017). (PCR tested and approved by the independent expert committee (SVA))</p>	<p><b>Scope:</b>                      This declaration and its LCA study are relevant to the ASSA ABLOY SL500 S sliding door system with ASSA ABLOY TightSeal. The final assembly and production stage occurs in Ostrov u Stribra, Czech Republic at D5 Logistic Park 34901 Ostrov u Stribra, Czech Republic. Components are sourced from international tier one suppliers. ASSA ABLOY SL500 S sliding door system with ASSA ABLOY TightSeal sizes vary according to project requirements; a door system with 2 active door leaves with a frame height of 2.2 m, a frame width of 1.8 m and 8 mm laminated glass is used in this declaration. The owner of the declaration shall be liable for the underlying information and evidence; the IBU shall not be liable with respect to manufacturer information, life cycle assessment data and evidences. The EPD was created according to the specifications of EN 15804+A2. In the following, the standard will be simplified as EN 15804.</p>
<p><b>Issue date</b>                      18.08.2022</p>	<p><b>Verification</b>                      The CEN Standard EN 15804 serves as the core PCR                      Independent verification of the declaration and data according to ISO 14025  <input type="checkbox"/> internally <input checked="" type="checkbox"/> externally</p>
<p><b>Valid to</b>                      17.08.2027</p>	<p><b>Signatures:</b>                        Dipl.-Ing. Hans Peters                      (President of IBU e.V.)                        Dr. Alexander Röder                      (Managing Director of IBU e.V.)                        Dr. Wolfram Trinius                      (Independent tester appointed by SVA)</p>

## 2. Product

### 2.1 Product description

**Product name:** ASSA ABLOY SL500 S sliding door system with ASSA ABLOY TightSeal

**Product characteristics:**

Sleek automatic sliding door system with additional sealing

The ASSA ABLOY SL500 S sliding door system with ASSA ABLOY TightSeal is suitable for low to intense pedestrian traffic flow. It improves energy savings while ensuring a high level of entrance security. The sliding door systems are available in several configurations and designs, depending on application and facility requirements.

The door systems' decorative, sleek profile blends beautifully into any facade, ensuring both convenience

and appeal to pedestrians without compromising the architectural design.

The system consists of a support structure, door leaves with slim profiles, automatic door operator and safety units. Side screens and overlights are available upon request.

Automatic sliding door systems are made of aluminium, steel and glass.

The ASSA ABLOY SL500 S sliding door system with ASSA ABLOY TightSeal can be fitted with optional 8, 10 or 12 mm single glass. The ASSA ABLOY SL500 S sliding door system with ASSA ABLOY TightSeal solution minimizes air infiltration and energy losses. Directional activation units contribute even further to

# ASSA ABLOY

eliminating unnecessary opening cycles, keeping the integrity of the indoor climate intact.

The ASSA ABLOY SL500 S sliding door system with ASSA ABLOY TightSeal has been designed to meet all operational and safety requirements and is certified by a third party to fulfill the *European Directives* and the standards issued by the *European Standardization Committee (CEN)*.

For the placing on the market in the European Union/European Free Trade Association (EU/EFTA) and Turkey the following European directives apply to the ASSA ABLOY SL500 sliding door system:

- 2014/30/EU Electromagnetic Compatibility Directive (EMCD)
- 2006/42/EC Machinery Directive (MD)
- 2011/65/EU on the restriction of the use of certain hazardous substances in electrical and electronic equipment with the applicable amendments (RoHS).

These directives provide for CE marking of the product and issuing a Declaration of Conformity.

## Harmonized European standards, which have been applied:

- EN 60335-1 Household and similar electrical appliances -Safety -Part 1: General requirements
- EN 60335-2-103 Household and similar electrical appliances -Safety -Part 2: Particular requirements for drives for gates, doors and windows
- EN 61000-6-2 Electromagnetic compatibility (EMC) - Part 6-2: Generic standards - Immunity for industrial environments
- EN 61000-6-3 Electromagnetic compatibility (EMC) — Part 6-3: Generic standards — Emission standard for residential, commercial and light-industrial environments
- EN ISO 13849-1 Safety of machinery — Safety-related parts of control systems — Part 1: General principles for design
- EN 16005 Power operated pedestrian door sets - Safety in use -Requirements and test methods

## Other standards or technical specifications, which have been applied:

- DIN 18650-1 Powered pedestrian doors - Part 1: Product requirements and test methods
- DIN 18650-2 Powered pedestrian doors - Part 2: Safety at powered pedestrian doors
- IEC 60335-1 Household and similar electrical appliances -Safety -Part 1: General requirements
- IEC 60335-2-103 Household and similar electrical appliances Safety Part 2-103: Particular requirements for drives for gates, doors and windows

Disposal of the product is subject to the WEEE Directive within Europe, Directive 2012/19/EU together with the RoHS Directive 2011/65/EU and its amending Directive 2015/863.

For the application and use the respective national provisions apply.

## 2.2 Application

The ASSA ABLOY SL500 S sliding door system with ASSA ABLOY TightSeal is an automatic sliding door system suitable for low to intense use. It combines optimal safety with maximum product service life and appeal. The door system is designed to minimize unwanted air infiltration, blend into any facade and ensure safe and convenient entry and exit for all - regardless of age and physical capabilities.

For outdoor and indoor applications in retail, private and public sector, etc. where design, pedestrian safety, security around-the-clock and variations in traffic intensity is a prerequisite.

The system handles changing weather conditions and environmental variations with ease.

## 2.3 Technical Data

The table presents the technical properties of the ASSA ABLOY SL500 S sliding door system with ASSA ABLOY TightSeal:

### Features

Name	Value	Unit
Size door leaf (bi-parting): (DW x DH)	930 x 2210	mm
Clear opening: Bi-parting: SL500-2	973 – 3000	mm
Clear opening: Single Slide: SL500-R/L	893 – 1500	mm
Door leaf thickness	20	mm
Door leaf material	glass and aluminium	-
Profile type	Slim	-
Profile finish	- anodized aluminium, colour on request - painted in colour according to RAL card	-
Glass type	- 8, 10 or 12 mm laminated - 8 or 10 mm tempered	-

### Performance

Name	Value
Mains power supply	100 V AC -10% to 240 V AC +10%, 50/60 Hz, fuse 10 AT (building installation)
Power consumption	Max 250 W
Auxiliary voltage	24 V DC, 1 A
Opening/closing speed: SL500	Variable up to approx. 1.4 m/s (SL500-2)
Hold open time	0-60 s
Recommended max.door weight: Bi-parting without break-out: SL500-2	200 kg/leaf
Recommended max.door weight: Single Slide without break-out: SL500-R/L	240 kg
For low energy movement	150 kg/leaf
Ambient temperature	-20 °C to +50 °C

## 2.4 Delivery status

The ASSA ABLOY SL500 S sliding door system with ASSA ABLOY TightSeal is delivered ready for installation.

## 2.5 Base materials / Ancillary materials

The average composition for ASSA ABLOY SL500 S sliding door system with ASSA ABLOY TightSeal is as follows:

Component	Percentage in mass (%)
Aluminium	23.210
Brass	0.127
Copper	0.009
Plastics	8.285
StainlessSteel	0.294
Steel	6.861
Zinc	0.081
Glass	56.466
Electronic	0.430
Electro_mechanics	3.405
Paper	0.807
others	0.025
<b>Total</b>	<b>100</b>

This product/article/at least one partial article contains substances listed in the candidate list (date: 05.08.2022) exceeding 0.1 percentage by mass: no.

This product/article/at least one partial article contains other CMR substances in categories 1A or 1B which are not on the candidate list, exceeding 0.1 percentage by mass: no.

Biocide products were added to this construction product or it has been treated with biocide products (this then concerns a treated product as defined by the (EU) Ordinance on Biocide Products No. 528/2012): no.

## 2.6 Manufacture

Profiles are provided by tier one suppliers and are delivered to the factory in Ostrov, Czech Republic. The profiles are machined. The products are surface treated; either anodized (externally) or powder coated (internally). Other parts such as electronics, glass etc. arrives from tier one suppliers or the factory in China then a basic assembly is done in Ostrov. The operators are packed in pine crates and forwarded to on-site installation. The certified quality management system, *EN ISO 9001:2015*, ensures high standards. Offcuts and scraps during the manufacturing process are directed to a recycling unit. Waste is sent for disposal.

Waste codes according to European Waste Catalogue and Hazardous Waste List (EWC) - Valid from 1 January 2002:

EWC 08 02 01 Waste coating powders  
 EWC 12 01 01 Ferrous metal filings and turnings  
 EWC 12 01 03 Non-ferrous metal filings and turnings  
 EWC 17 02 03 Plastic  
 EWC 17 04 01 Copper, bronze, brass  
 EWC 17 04 02 Aluminium  
 EWC 17 04 05 Iron and steel  
 EWC 17 04 11 Cables with the exception of those outlined in 17 04 10

## 2.7 Environment and health during manufacturing

ASSA ABLOY Entrance Systems is committed to producing and distributing door opening solutions with minimal environmental impact, where health & safety

(H&S) is the primary focus for all employees and associates.

- Environmental operations, greenhouse gas (GHG) emissions, energy, water, waste, volatile organic compounds (VOC), surface treatment and H&S are being routinely monitored. Inspections, audits, and reviews are conducted periodically to ensure that applicable standards are met and environment management program effectiveness is evaluated.
- Code of Conduct covers human rights, labor practices and decent work. The management of ASSA ABLOY Entrance Systems is aware of their roles and responsibilities, providing appropriate training, supporting accountability and recognizing outstanding performance.
- Preparation and manufacturing conditions (including the process of powder coating) in the factory of Ostrov do not require special health and safety measures. Standard health and safety measures (work gloves, hearing protection, safety shoes, dust mask when sanding and milling, dust extraction, etc.) are observed where appropriate.
- Water and soil contamination does not occur and all production related waste is processed internally in the appropriate manner.

## 2.8 Product processing/Installation

The ASSA ABLOY SL500 S sliding door system with ASSA ABLOY TightSeal components are supplied ready for installation. The frame as well as the door leaves are assembled in the factory and installed on-site by using simple tools including drills and hand tools. The installation is performed by trained and qualified technicians.

## 2.9 Packaging

Packaging exists for the purpose of protection during transportation. ASSA ABLOY Entrance Systems' sliding door systems are initially packaged in polystyrene film and corrugated cardboard and placed in a wooden crate. All packaging is recyclable. The wood material is FSC certified

Material	Value (%)
Cardboard/paper	11.37
Plastic	1.29
Wood	87.34
<b>Total</b>	<b>100</b>

All materials incurred during installation are directed to a recycling unit.

Waste codes according to *European Waste Catalogue and Hazardous Waste List (EWC)* - Valid from 1 January 2002.

EWC 15 01 01 paper and cardboard packaging  
 EWC 15 01 02 plastic packaging  
 EWC 15 01 03 wooden packaging

## 2.10 Condition of use

Regular inspections shall be made according to national regulations and product documentation by an ASSA ABLOY Entrance Systems' trained and qualified technician. The number of service occasions should be in accordance with national requirements and product documentation. Service is recommended according to the "Service Log Book.

Regular inspections and cleaning should be performed by the owner of the product, according to the "User's Manual".

# ASSA ABLOY

The best way to remove dust and dirt from the ASSA ABLOY SL500 S sliding door system with ASSA ABLOY TightSeal is to use water and a soft cloth or a sponge. A gentle detergent may be used. To maintain the quality of the enamel layer, the surfaces should be cleaned three times/year (once/four months period). The cleaning should be documented. To avoid damages to the profiles, the brushes/weather stripping must be vacuum-cleaned weekly.

- Do not expose windows, doors or profiles to alkalis. Both aluminium and glass are sensitive to alkalis.
- Do not clean with high pressure water. Operator, operation, mode selector and sensor may be damaged and water may enter the profiles.
- Do not use polishing detergent.
- Do not scrub with materials like Scotch-brite, as this will cause mechanical damage.

## 2.11 Environment and health during use

There is no harmful emissive potential. Minimal risk for personal injury if correctly configured and maintenance recommendations apply.

## 2.12 Reference service life

The product has a reference service life of approximately 1,000,000 cycles or 10 years of average daily use (with the recommended maintenance and service program). For this EPD a lifetime of 10 years was considered.

## 2.13 Extraordinary effects

### Fire

Not applicable.

### Water

Contains no substances that have any impact on water in case of a flood. Product operation can be influenced.

### Mechanical destruction

No danger to the environment can be anticipated during mechanical destruction.

## 2.14 Re-use phase

The product is possible to re-use during the reference service life and be moved from one entrance to another.

All materials are directed to a recycling unit where they are recycled (brass, electronics, electro-mechanics, stainless steel, steel, and aluminium). The plastic components can be used for energy recovery within a waste incineration process.

Waste codes according to *European Waste Catalogue* and *Hazardous Waste List* -Valid from 1 January 2002.

EWC 16 02 14 Used devices with the exception of those outlined in 16 02 09 to 16 02 13

*EWC 17 02 01 Wood*

*EWC 17 02 03 Plastic*

*EWC 17 04 01 Copper, bronze, brass*

*EWC 17 04 02 Aluminium*

*EWC 17 04 05 Iron and steel*

*EWC 17 04 11 Cables with the exception of those outlined in 17 04 10*

## 2.15 Disposal

The product can be mechanically disassembled to separate the different materials. The majority of components are steel, glass and aluminium which will

be recycled in case of steel and aluminium and landfill in case of glass. The plastic components are used for energy recovery in an incineration plant.

The disposal of the product is subject to the Waste Electrical and Electronic Equipment (WEEE) Directive within Europe, *Directive 2012/19/EU*.

## 2.16 Further information

For further information and additional contact:

ASSA ABLOY Entrance Systems AB

Lodjursgatan 10

SE-261 44 Landskrona

Sweden

[www.assaabloyentrance.com](http://www.assaabloyentrance.com)



## 3. LCA: Calculation rules

### 3.1 Declared Unit

The declaration refers to the functional unit of 1 piece of ASSA ABLOY SL500 S sliding door system with ASSA ABLOY TightSeal (frame height 2.2 m, frame width 1.8 m and 8 mm insulated glass) as specified in Part B requirements on the IBU PCR *Part B*.

#### Declared unit

Name	Value	Unit
Mass (without packaging)	131.62	kg
Mass packaging	90.85	kg
Declared unit for sliding door systems (dimensions acc. to this PCR)	1	piece

\*The areas for the Automatic doors are represented by the area of the two active door leaves.

### 3.2 System boundary

Type of the EPD: cradle to gate with options  
The following life cycle phases were considered:

Production stage:

- A1 – Raw material extraction and processing
- A2 – Transport to the manufacturer and
- A3 – Manufacturing

Construction stage:

- A4 - Transport from the gate to the site
- A5 – Packaging waste processing

Use stage related to the operation of the building includes:

- B6 – Operational energy use (Energy consumption for operation)

C1-C4 End-of-life stage:

- C1 – De-construction/demolition
- C2 – Transport to waste processing,
- C3 – Waste processing for recycling and
- C4 – Disposal (landfill, waste for incineration).

This includes provision of all materials, products and energy, packaging processing and its transport, as well as waste processing up to the end-of waste state or disposal of final residues.

- Benefits and loads beyond the system boundaries: D – Declaration of all benefits and loads

### 3.3 Estimates and assumptions

Transportation:

Data on mode of transport and distances, as reported by suppliers were used for those materials and parts contributing more than 2 % of the total product mass. In case of unknown transport distances for parts and materials, contributing less than 2 % to the total product mass, transport by road over an average distance of 500 km was assumed

Use phase:

For the use phase, it is assumed that the sliding door system is used in the European Union, thus an EU electricity grid mix is considered within this stage. According to the most representative scenario, the operating hours of the product are accounted for 2130 hours in on mode, 2130 hours in standby mode and finally 4260 hours in idle mode per year (355 days per year in use); the power consumption throughout the whole life cycle is 3322.8 kWh.

EoL:

In the End-of-Life stage, for all the materials from the product which can be recycled (steel, aluminium, electronic parts, electro-mechanics, copper, stainless steel, zinc and brass) a recycling scenario with a 100% collection rate was assumed. The plastic components are sent for energy recovery within a waste incineration process.

EoL is assumed to happen within EU-28. Furthermore, a transport distance by truck of 100 km has been assumed in the model.

### 3.4 Cut-off criteria

In the assessment, all available data from the production process are considered, i.e. all raw materials used, auxiliary materials (e.g. lubricants), thermal energy consumption and electric power consumption - including material and energy flows contributing less than 1% of mass or energy (if available). In case a specific flow contributing less than 1% in mass or energy is not available, worst-case assumption proxies are selected to represent the respective environmental impacts.

Impacts relating to the production of machines and facilities required during production are out of the scope of this assessment.

### 3.5 Background data

For life cycle modeling of the considered products, the *GaBi 10* Software System for Life Cycle Engineering, developed by Sphera, is used *GaBi 10 2021a*

The *GaBi*-database contains consistent and documented datasets which are documented in the online *GaBi*-documentation *GaBi 10 2021b*

To ensure comparability of results in the LCA, the basic data of *GaBi* database were used for energy, transportation and auxiliary materials.

### 3.6 Data quality

The requirements for data quality and background data correspond to the specifications of the *IBU PCR Part A*.

Sphera performed a variety of tests and checks during the entire project to ensure high quality of the completed project. This obviously includes an extensive review of project-specific LCA models as well as the background data used.

The technological background of the collected data reflects the physical reality of the declared products. The datasets are complete and conform to the system boundaries and the criteria for the exclusion of inputs and outputs.

All relevant background datasets are taken from the *GaBi 10* software database.

## 3.7 Period under review

The period under review is 2020 (12-month average).

## 3.8 Allocation

Regarding incineration, the software model for the waste incineration plant (WIP) is adapted according to the material composition and heating value of the combusted material. In this EPD the following specific life cycle inventories for the WIP are considered:

- Waste incineration of plastic
- Waste incineration of paper
- Waste incineration of wood
- Waste incineration of electronic scrap

Regarding the recycling material of metals, the metal parts in the EoL are declared as end-of-waste status. Thus, these materials are considered in module D. Specific information on allocation within the background data is given in the GaBi dataset documentation. Background data is given in the GaBi dataset documentation.

## 3.9 Comparability

Basically, a comparison or an evaluation of EPD data is only possible if all the data sets to be compared were created according to *EN 15804* and the building context, respectively the product-specific characteristics of performance, are taken into account.

## 4. LCA: Scenarios and additional technical information

The following technical information is a basis for the declared modules or can be used for developing specific scenarios in the context of a building assessment if modules are not declared (MND).

- Life\_span - Reference service life of product
- days\_year - Operation days per year
- 0.001 - Conversion factor from Wh to kWh.

### Information on describing the biogenic Carbon Content at factory gate

Name	Value	Unit
Biogenic Carbon Content in product	0.46	kg C
Biogenic Carbon Content in accompanying packaging	44.12	kg C

### Transport to the building site (A4)

Name	Value	Unit
Litres of fuel diesel with maximum load (27t payload)	27.505	kg/100km
Transport distance truck (primary target market is EU 28)	1665	km
Capacity utilization (incl. empty runs) of truck	61	%

### Installation into the building (A5)

Name	Value	Unit
Output substances following waste treatment on site (paper/cardboard packaging)	10.33	kg
Output substances following waste treatment on site (wood packaging)	79.35	kg
Output substances following waste treatment on site (plastic packaging)	1.17	kg

### Reference service life

Name	Value	Unit
Reference service life	10	a

### Operational energy use (B6)

Name	Value	Unit
Electricity consumption per RSL (10 years, 355 days per year)	3322.8	kWh
Hours per day in on mode	6	h
Hours per day in stand-by mode	6	h
Hours per day in idle mode	12	h
Power consumption – on mode	71	W
Power consumption – stand-by mode	25	W
Power consumption – idle mode	30	W

\*Total energy consumed during the whole product life was calculated using following formula:

$$(W_{active\_mode} * h_{active\_mode} + W_{idle\_mode} * h_{idle\_mode} + W_{stand\_by\_mode} * h_{stand\_by\_mode}) * Life\_span * days\_year * 0.001$$

### Where:

- W\_active\_mode - Energy consumption in active mode in W
- h\_active\_mode - Operation time in active mode in hours
- W\_idle\_mode - Energy consumption in idle mode in W
- h\_idle\_mode - Operation time in idle mode in hours
- W\_stand\_by\_mode - Energy consumption in stand-by mode in W
- h\_stand\_by\_mode - Operation time in stand-by mode in hours

### End of life (C1-C4)

Name	Value	Unit
Collected separately	131.62	kg
Incineration of plastic parts	10.91	kg
Incineration of paper	1.06	kg
Recycling aluminium, steel, electronic, electro-mechanics, stainless steel, copper, brass	45.30	kg
Landfill of glass and others	74.35	kg

### Reuse, recovery and/or recycling potentials (D), relevant scenario information

Name	Value	Unit
Collected separately waste type (including packaging)	148.112	kg
Recycling aluminium	20.625	%
Recycling brass	0.113	%
Recycling copper	0.008	%
Recycling stainless steel	0.262	%
Recycling steel	6.097	%
Recycling zinc	0.072	%
Recycling electronic	0.382	%
Recycling electro mechanics	3.026	%
Incineration of plastic parts	7.362	%
Incineration of paper parts	0.717	%
Incineration of packaging (paper, wood and plastic) (from A5)	61.336	%



## 5. LCA: Results

Results shown are calculated according to EN 15804+A2.

Note:

EP-freshwater: This indicator has been calculated as "kg P eq" as required in the characterization model (EUTREND model, Struijs et al., 2009b, as implemented in ReCiPe; <http://eplca.jrc.ec.europa.eu/LCDN/developerEF.xhtml>).

### DESCRIPTION OF THE SYSTEM BOUNDARY (X = INCLUDED IN LCA; MND = MODULE NOT DECLARED)

PRODUCT STAGE			CONSTRUCTION PROCESS STAGE		USE STAGE							END-OF-LIFE STAGE				BENEFITS AND LOADS BEYOND THE SYSTEM BOUNDARIES
Raw material supply	Transport	Manufacturing	Transport from the gate to the site	Assembly	Use	Maintenance	Repair	Replacement <sup>1)</sup>	Refurbishment <sup>1)</sup>	Operational energy use	Operational water use	De-construction demolition	Transport	Waste processing	Disposal	Reuse-Recovery-Recycling-potential
A1	A2	A3	A4	A5	B1	B2	B3	B4	B5	B6	B7	C1	C2	C3	C4	D
X	X	X	X	X	MND	MND	MND	MND	MND	X	MND	X	X	X	X	X

### RESULTS OF THE LCA - ENVIRONMENTAL IMPACT: One piece of ASSA ABLOY SL500 S sliding door system with ASSA ABLOY TightSeal (frame height 2.2 m, frame width 1.8 m and 8 mm insulated glass)

Core Indicator	Unit	A1-A3	A4	A5	B6	C1	C2	C3	C4	D
GWP-total	[kg CO <sub>2</sub> -Eq.]	6.15E+02	2.23E+01	1.62E+02	1.34E+03	0.00E+00	7.93E-01	3.18E+01	2.11E+00	-3.73E+02
GWP-fossil	[kg CO <sub>2</sub> -Eq.]	7.75E+02	2.22E+01	1.23E+00	1.34E+03	0.00E+00	7.88E-01	3.03E+01	2.18E+00	-3.72E+02
GWP-biogenic	[kg CO <sub>2</sub> -Eq.]	-1.60E+02	-3.80E-02	1.61E+02	4.46E+00	0.00E+00	-1.35E-03	1.47E+00	-7.13E-02	-7.41E-01
GWP-luluc	[kg CO <sub>2</sub> -Eq.]	3.70E-01	1.80E-01	4.87E-04	1.94E+00	0.00E+00	6.40E-03	1.98E-03	2.68E-03	-1.65E-01
ODP	[kg CFC11-Eq.]	4.71E-09	2.67E-15	4.59E-15	2.94E-11	0.00E+00	9.50E-17	2.28E-14	4.23E-15	5.77E-11
AP	[mol H <sup>+</sup> -Eq.]	4.19E+00	2.28E-02	1.77E-01	2.95E+00	0.00E+00	8.10E-04	5.75E-03	6.89E-03	-1.69E+00
EP-freshwater	[kg PO <sub>4</sub> -Eq.]	1.44E-03	6.76E-05	9.20E-07	3.57E-03	0.00E+00	2.40E-06	3.19E-06	1.72E-06	-2.40E-04
EP-marine	[kg N-Eq.]	7.99E-01	6.64E-03	4.40E-02	6.56E-01	0.00E+00	2.36E-04	1.53E-03	1.83E-03	-2.21E-01
EP-terrestrial	[mol N-Eq.]	8.91E+00	8.00E-02	4.88E-01	6.89E+00	0.00E+00	2.84E-03	2.28E-02	2.05E-02	-2.41E+00
POCP	[kg NMVOC-Eq.]	2.17E+00	1.84E-02	1.42E-01	1.80E+00	0.00E+00	6.56E-04	4.31E-03	5.47E-03	-6.86E-01
ADPE	[kg Sb-Eq.]	1.07E+04	1.59E-06	7.46E-08	3.87E-04	0.00E+00	5.66E-08	3.14E-07	9.17E-08	-1.44E-02
ADPF	[MJ]	1.86E-02	2.96E+02	7.47E+00	2.35E+04	0.00E+00	1.05E+01	2.31E+01	1.26E+01	-5.00E+03
WDP	[m <sup>3</sup> world-Eq deprived]	7.22E+01	1.99E-01	6.76E+00	2.92E+02	0.00E+00	7.06E-03	3.42E+00	2.71E-01	-5.18E+01

Caption: GWP = Global warming potential; ODP = Depletion potential of the stratospheric ozone layer; AP = Acidification potential of land and water; EP = Eutrophication potential; POCP = Formation potential of tropospheric ozone photochemical oxidants; ADPE = Abiotic depletion potential for non-fossil resources; ADPF = Abiotic depletion potential for fossil resources; WDP = Water (user) deprivation potential

### RESULTS OF THE LCA - RESOURCE USE: One piece of ASSA ABLOY SL500 S sliding door system with ASSA ABLOY TightSeal (frame height 2.2 m, frame width 1.8 m and 8 mm insulated glass)

Indicator	Unit	A1-A3	A4	A5	B6	C1	C2	C3	C4	D
PERE	[MJ]	2.15E+03	0.00E+00	1.68E+03	0.00E+00	0.00E+00	0.00E+00	2.53E+01	0.00E+00	0.00E+00
PERM	[MJ]	1.70E+03	0.00E+00	-1.68E+03	0.00E+00	0.00E+00	0.00E+00	-1.80E+01	0.00E+00	0.00E+00
PERT	[MJ]	3.85E+03	1.66E+01	1.31E+00	1.04E+04	0.00E+00	5.91E-01	7.35E+00	1.75E+00	-1.81E+03
PENRE	[MJ]	1.01E+04	0.00E+00	5.42E+01	0.00E+00	0.00E+00	0.00E+00	5.56E+02	0.00E+00	0.00E+00
PENRM	[MJ]	5.80E+02	0.00E+00	-4.67E+01	0.00E+00	0.00E+00	0.00E+00	-5.33E+02	0.00E+00	0.00E+00
PENRT	[MJ]	1.07E+04	2.96E+02	7.48E+00	2.35E+04	0.00E+00	1.05E+01	2.31E+01	1.26E+01	-5.00E+03
SM	[kg]	7.31E+00	0.00E+00	0.00E+00	0.00E+00	0.00E+00	0.00E+00	0.00E+00	0.00E+00	0.00E+00
RSF	[MJ]	0.00E+00	0.00E+00	0.00E+00	0.00E+00	0.00E+00	0.00E+00	0.00E+00	0.00E+00	0.00E+00
NRSF	[MJ]	0.00E+00	0.00E+00	0.00E+00	0.00E+00	0.00E+00	0.00E+00	0.00E+00	0.00E+00	0.00E+00
FW	[m <sup>3</sup> ]	4.78E+00	1.93E-02	1.57E-01	1.21E+01	0.00E+00	6.85E-04	8.34E-02	7.19E-03	-4.16E+00

Caption: PERE = Use of renewable primary energy excluding renewable primary energy resources used as raw materials; PERM = Use of renewable primary energy resources used as raw materials; PERT = Total use of renewable primary energy resources; PENRE = Use of non-renewable primary energy excluding non-renewable primary energy resources used as raw materials; PENRM = Use of non-renewable primary energy resources used as raw materials; PENRT = Total use of non-renewable primary energy resources; SM = Use of secondary material; RSF = Use of renewable secondary fuels; NRSF = Use of non-renewable secondary fuels; FW = Use of net fresh water

## RESULTS OF THE LCA – OUTPUT FLOWS AND WASTE CATEGORIES: One piece of ASSA ABLOY SL500 S sliding door system with ASSA ABLOY TightSeal (frame height 2.2 m, frame width 1.8 m and 8 mm insulated glass)

Indicator	Unit	A1-A3	A4	A5	B6	C1	C2	C3	C4	D
HWD	[kg]	5.48E-03	1.38E-05	1.47E-08	9.73E-06	0.00E+00	4.90E-07	4.43E-08	1.84E-07	-2.36E-06
NHWD	[kg]	8.38E+01	4.53E-02	1.21E+00	1.67E+01	0.00E+00	1.61E-03	2.92E+00	5.96E+01	-6.94E+01
RWD	[kg]	3.95E-01	3.67E-04	3.13E-04	3.57E+00	0.00E+00	1.30E-05	2.18E-03	1.64E-04	-3.25E-01
CRU	[kg]	0.00E+00	0.00E+00	0.00E+00	0.00E+00	0.00E+00	0.00E+00	0.00E+00	0.00E+00	0.00E+00
MFR	[kg]	0.00E+00	0.00E+00	8.97E+01	0.00E+00	0.00E+00	0.00E+00	1.16E+02	0.00E+00	0.00E+00
MER	[kg]	0.00E+00	0.00E+00	0.00E+00	0.00E+00	0.00E+00	0.00E+00	0.00E+00	0.00E+00	0.00E+00
EEE	[MJ]	0.00E+00	0.00E+00	4.16E+02	0.00E+00	0.00E+00	0.00E+00	6.79E+01	0.00E+00	0.00E+00
EET	[MJ]	0.00E+00	0.00E+00	5.95E+02	0.00E+00	0.00E+00	0.00E+00	1.22E+02	0.00E+00	0.00E+00

HWD = Hazardous waste disposed; NHWD = Non-hazardous waste disposed; RWD = Radioactive waste disposed; CRU = Components for re-use; MFR = Materials for recycling; MER = Materials for energy recovery; EEE = Exported electrical energy; EEE = Exported thermal energy

## RESULTS OF THE LCA – additional impact categories according to EN 15804+A2-optional: One piece of ASSA ABLOY SL500 S sliding door system with ASSA ABLOY TightSeal (frame height 2.2 m, frame width 1.8 m and 8 mm insulated glass)

Indicator	Unit	A1-A3	A4	A5	B6	C1	C2	C3	C4	D
PM	[Disease Incidence]	3.45E-05	1.36E-07	7.64E-07	2.48E-05	0.00E+00	4.82E-09	6.90E-08	8.50E-08	-1.69E-05
IR	[kBq U235-Eq.]	7.62E+01	5.30E-02	4.49E-02	5.86E+02	0.00E+00	1.88E-03	3.41E-01	1.65E-02	-6.15E+01
ETP-fw	[CTUe]	7.66E+03	2.09E+02	5.79E+00	1.01E+04	0.00E+00	7.43E+00	1.33E+01	7.07E+00	-1.56E+03
HTP-c	[CTUh]	9.74E-07	4.38E-09	1.04E-08	2.78E-07	0.00E+00	1.56E-10	5.91E-10	1.04E-09	-1.75E-07
HTP-nc	[CTUh]	9.64E-06	2.26E-07	8.96E-07	1.02E-05	0.00E+00	8.03E-09	5.35E-08	1.13E-07	-3.56E-06
SQP	[-]	1.68E+04	1.04E+02	1.71E+00	7.49E+03	0.00E+00	3.69E+00	6.53E+00	2.71E+00	-4.10E+02

PM = Potential incidence of disease due to PM emissions; IR = Potential Human exposure efficiency relative to U235; ETP-fw = Potential comparative Toxic Unit for ecosystems; HTP-c = Potential comparative Toxic Unit for humans (cancerogenic); HTP-nc = Potential comparative Toxic Unit for humans (not cancerogenic); SQP = Potential soil quality index

Disclaimer 1 – for the indicator “Potential Human exposure efficiency relative to U235”.

This impact category deals mainly with the eventual impact of low-dose ionizing radiation on human health of the nuclear fuel cycle. It does not consider effects due to possible nuclear accidents, occupational exposure or radioactive waste disposal in underground facilities. Potential ionizing radiation from the soil, radon and from some construction materials is also not measured by this indicator.

Disclaimer 2 – for the indicators “abiotic depletion potential for non-fossil resources”, “abiotic depletion potential for fossil resources”, “water (user) deprivation potential, deprivation-weighted water consumption”, “potential comparative toxic unit for ecosystems”, “potential comparative toxic unit for humans – cancerogenic”, “Potential comparative toxic unit for humans - not cancerogenic”, “potential soil quality index”.

The results of this environmental impact indicator shall be used with care as the uncertainties on these results are high as there is limited experience with the indicator.

## 6. LCA: Interpretation

This chapter contains an interpretation of the Life Cycle Impact Assessment categories. Stated percentages in the whole interpretation are related to the overall life cycle, excluding credits (module D).

The production stage (modules A1-A3) contributes between 28 % and 57 % to the overall results for all the environmental impact assessment categories hereby considered, except for the abiotic depletion potential (ADPE), for which the contribution from the production stage accounts for approx. 97.95 % - this impact category describes the reduction of the global amount of non-renewable raw materials, therefore, as expected, it is mainly related to the extraction of raw materials (A1). Also, ODP shows a higher contribution of 99.38 %

Within the production phase, the main contribution for all the impact categories is the production of steel and aluminium mainly due to the energy consumption in this process. Glass, aluminium and steel accounts for

approx. 87 % to the overall mass of the product, therefore, the impacts are in line with the mass composition of the product. The environmental impacts for the transport (A2) have a negligible impact within this stage.

To reflect the use stage (module B6), the energy consumption was included, and it has a major contribution to all the impact assessment categories considered - between 46 % and 73 %, with the exception of ODP (0.7%) and ADPE (2.04 %). This is a result of 6 hours of operation in on mode, 6 hours of standby mode and 12 hours of idle mode per day and per 355 days in a year.

In the end-of-life phase, there are loads and benefits (module D, negative values) considered. The benefits are considered beyond the system boundaries and are declared for the recycling potential of the metals and for the credits from the incineration process (energy substitution).

## 7. Requisite evidence

Not applicable in this EPD.

## 8. References

Standards, norms, directives:

### CPR

Regulation (EU) No. 305/2011, Construction Product Regulation (CPR)- laying down harmonised conditions for the marketing of construction products and repealing Council Directive 89/106/EEC

### DIN 4102

DIN 4102-1 B2:1998, Reaction to fire tests - Ignitability of building products subjected to direct impingement of flame.

### DIN 18650-1

DIN 18650-1:2010, Powered pedestrian doors - Part 1: Product requirements and test methods

### DIN 18650-2

DIN 18650-2:2010, Powered pedestrian doors - Part 2: Safety at powered pedestrian doors

### DIN EN ISO 10140-2

DIN EN ISO 10140-2:2010, Acoustics - Laboratory measurement of sound insulation of building elements - Part 2: Measurement of airborne sound insulation (ISO 10140-2:2010); German version EN ISO 10140-2:2010

### DIN EN ISO 13849-1

DIN EN ISO 13849-1:2016, Safety of machinery - Safety-related parts of control systems - Part 1: General principles for design

### DIN EN 12424

DIN EN 12424:2000, Industrial, commercial and garage doors and gates - Resistance to wind load - Classification; German version EN 12424:2000

### DIN EN 12426

DIN EN 12424:2000, Industrial, commercial and garage doors and gates. Air permeability. Classification; German version EN 12424:2000

### DIN EN 12428

DIN EN 12428:2013, Industrial, commercial and garage doors - Thermal transmittance - Requirements for the calculation; German version EN 12428:2013

### DIN EN ISO 14025

DIN EN ISO 14025:2010, Environmental labels and declarations - Type III environmental declarations - Principles and procedures

### DIN EN 16005

DIN EN 16005:2013, Power operated pedestrian doorsets - Safety in use - Requirements and test methods

### DIN EN 60335-1

DIN EN 60335-1:2020, Household and similar electrical appliances - Safety - Part 1: General requirements

### DIN EN 60335-2

DIN EN 60335-2:2016, Household and similar electrical appliances - Safety - Part 2-103: Particular requirements for drives for gates, doors and windows

### EN ISO 10140-2

EN ISO 10140-2:2010, Acoustics - Laboratory measurement of sound insulation of building elements - Part 2: Measurement of airborne sound insulation (ISO 10140-2:2010); German version EN ISO 10140-2:2010

### EN 12425

EN 12425:2000, Industrial, commercial and garage doors and gates - Resistance to water penetration - Classification; German version EN 12425:2000

### EN 12453

EN 12453:2017, Industrial, commercial and garage doors and gates – Safety in use of power operated doors – Requirements and test methods

### EN 13241-1

EN 13241:2003+A2:2016, Industrial, commercial, garage doors and gates - Product standard, performance characteristics

### EN 15804+A2

EN 15804:2014+A2:2019, Sustainability of construction works — Environmental Product Declarations — Core rules for the product category of construction products

### EN 61000-6-2

EN 61000-6-2:2005, Electromagnetic compatibility (EMC) - Part 6-2: Generic standards - Immunity for industrial environments

### EN 61000-6-3

EN 61000-6-3:2007, Electromagnetic compatibility (EMC) - Part 6-3: Generic Standards - Emission standard for residential, commercial and light-industrial environments

### EWC

European Waste Catalogue established by Commission Decision 2000/532/EC

### IEC 60335-1

IEC 60335-1:2020, Household and similar electrical appliances - Safety - Part 1: General requirements

### IEC 60335-2

IEC 60335-2:2016, Household and similar electrical appliances - Safety - Part 2-103: Particular requirements for drives for gates, doors and windows

### ISO 9001

ISO 9001:2015, Quality management systems - Requirements with guidance for use

### ISO 14001

ISO 14001:2015, Environmental management systems — Requirements with guidance for use

### 2006/42/EC

European directive on machinery, and amending Directive 95/16/EC (recast)

### 2011/65/EC

European directive on the restriction of the use of certain hazardous substances in electrical and

# ASSA ABLOY

electrical equipment, and its amendment directives including 2015/863/EC (RoHS directive)

## **2012/19/EU**

European directive on waste electrical and electronic equipment (WEEE)

## **2014/30/EU**

European directive on the harmonisation of the laws of the Member States relating to electromagnetic compatibility (recast)

## **2015/863/EU**

European directive amending Annex II to Directive 2011/65/EU of the European Parliament and of the Council as regards the list of restricted substances

Other sources:

## **GaBi 10 2021a**

GaBi 10 2021: Software-System and Database for Life Cycle Engineering. Copyright, TM. Stuttgart, Sphera, Echterdingen, 1992-2018.

## **GaBi 10 2021b**

GaBi 10 2021b: Documentation of GaBi 8: Software-System and Database for Life Cycle Engineering. Copyright, TM. Stuttgart, Sphera, Echterdingen, 1992-2021. <https://gabi.sphera.com/international-support-gabi>

## **IBU PCR Part A**

Institut Bauen und Umwelt e.V., Königswinter (pub.): Product Category Rules for Construction Products

from the range of Environmental Product Declarations of Institut Bauen und Umwelt (IBU), Part A: Calculation Rules for the Life Cycle Assessment and Requirements on the Project Report according to EN 15804+A2:2019, Version 1.1.1, 2021 [www.ibu-epd.de](http://www.ibu-epd.de)

## **IBU PCR Part B**

IBU PCR Part B: PCR Guidance-Texts for Building-Related Products and Services. From the range of Environmental Product Declarations of Institute Construction and Environment e.V. (IBU). Part B: Requirements on the EPD for Automatic doors, automatic gates and revolving door systems Version 1.6 (11. 2017) [www.ibu-epd.com](http://www.ibu-epd.com)

## **IBU 2021**

General Instructions for the EPD programme of Institut Bauen und Umwelt e.V. Version 2.0, Berlin: Institut Bauen und Umwelt e.V., 2021. [www.ibu-epd.com](http://www.ibu-epd.com)

## **TRACI Methodology**

Tool for the Reduction and Assessment of Chemical and Other Environmental Impacts (TRACI), EPA/600/R-12/554 2012 asdas

## 9. Annex

Results shown below were calculated using TRACI Methodology.

### DESCRIPTION OF THE SYSTEM BOUNDARY (X = INCLUDED IN LCA; MND = MODULE NOT DECLARED)

PRODUCT STAGE			CONSTRUCTION PROCESS STAGE		USE STAGE							END-OF-LIFE STAGE				BENEFITS AND LOADS BEYOND THE SYSTEM BOUNDARIES
Raw material supply	Transport	Manufacturing	Transport from the gate to the site	Assembly	Use	Maintenance	Repair	Replacement <sup>1)</sup>	Refurbishment <sup>1)</sup>	Operational energy use	Operational water use	De-construction demolition	Transport	Waste processing	Disposal	Reuse-Recovery-Recycling-potential
A1	A2	A3	A4	A5	B1	B2	B3	B4	B5	B6	B7	C1	C2	C3	C4	D
X	X	X	X	X	MND	MND	MND	MND	MND	X	MND	X	X	X	X	X

### RESULTS OF THE LCA - ENVIRONMENTAL IMPACT: One piece of ASSA ABLOY SL500 S sliding door system with ASSA ABLOY TightSeal (frame height 2.2 m, frame width 1.8 m and 8 mm insulated glass)

Parameter	Parameter	Unit	A1 - A3	A4	A5	B6	C1	C2	C3	C4	D
GWP	Global warming potential, excl. biogenic	[kg CO2-eq.]	7.64E+02	2.19E+01	6.10E-01	1.32E+03	0.00E+00	7.80E-01	3.02E+01	2.15E+00	-3.67E+02
GWP	Global warming potential, incl. biogenic	[kg CO2-eq.]	5.98E+02	2.18E+01	1.61E+02	1.31E+03	0.00E+00	7.70E-01	3.17E+01	2.08E+00	-3.67E+02
ODP	Depletion potential of the stratospheric ozone layer	[kg CFC11-eq.]	0.00E+00	0.00E+00	0.00E+00	0.00E+00	0.00E+00	0.00E+00	0.00E+00	0.00E+00	0.00E+00
AP	Acidification potential of land and water	[kg SO2-eq.]	3.57E+00	2.00E-02	2.70E-01	2.88E+00	0.00E+00	0.00E+00	1.00E-02	1.00E-02	-1.42E+00
EP	Eutrophication potential	[kg N-eq.]	1.50E-01	0.00E+00	1.00E-02	2.70E-01	0.00E+00	0.00E+00	0.00E+00	0.00E+00	-4.00E-02
Smog	Ground-level smog formation potential	[kg O3-eq.]	4.25E+01	3.20E-01	2.88E+00	3.82E+01	0.00E+00	1.00E-02	9.00E-02	1.20E-01	-1.41E+01
Resources	Resources – resources fossil	[MJ surplus energy]	1.05E+03	4.25E+01	7.60E-01	9.97E+02	0.00E+00	1.51E+00	1.41E+00	1.53E+00	-4.27E+02

### RESULTS OF THE LCA - RESOURCE USE: One piece of ASSA ABLOY SL500 S sliding door system with ASSA ABLOY TightSeal (frame height 2.2 m, frame width 1.8 m and 8 mm insulated glass)

Parameter	Parameter	Unit	A1 - A3	A4	A5	B6	C1	C2	C3	C4	D
PERE	Renewable primary energy as energy carrier	[MJ]	2.15E+03	0.00E+00	1.68E+03	0.00E+00	0.00E+00	0.00E+00	2.53E+01	0.00E+00	0.00E+00
PERM	Renewable primary energy resources as material utilization	[MJ]	1.70E+03	0.00E+00	-1.68E+03	0.00E+00	0.00E+00	0.00E+00	-1.80E+01	0.00E+00	0.00E+00
PERT	Total use of renewable primary energy resources	[MJ]	3.85E+03	1.66E+01	1.31E+00	1.04E+04	0.00E+00	5.91E-01	7.35E+00	1.75E+00	-1.81E+03
PENRE	Non-renewable primary energy as energy carrier	[MJ]	1.01E+04	0.00E+00	5.42E+01	0.00E+00	0.00E+00	0.00E+00	5.56E+02	0.00E+00	0.00E+00
PENRM	Non-renewable primary energy as material utilization	[MJ]	5.80E+02	0.00E+00	-4.67E+01	0.00E+00	0.00E+00	0.00E+00	-5.33E+02	0.00E+00	0.00E+00
PENRT	Total use of non-renewable primary energy resources	[MJ]	1.07E+04	2.96E+02	7.48E+00	2.35E+04	0.00E+00	1.05E+01	2.31E+01	1.26E+01	-5.00E+03
SM	Use of secondary material	[kg]	7.31E+00	0.00E+00	0.00E+00	0.00E+00	0.00E+00	0.00E+00	0.00E+00	0.00E+00	0.00E+00

# ASSA ABLOY

RSF	Use of renewable secondary fuels	[MJ]	0.00E+00	0.00E+00	0.00E+00	0.00E+00	0.00E+00	0.00E+00	0.00E+00	0.00E+00	0.00E+00
NRSF	Use of non-renewable secondary fuels	[MJ]	0.00E+00	0.00E+00	0.00E+00	0.00E+00	0.00E+00	0.00E+00	0.00E+00	0.00E+00	0.00E+00
FW	Use of net fresh water	[m³]	4.78E+00	1.93E-02	1.57E-01	1.21E+01	0.00E+00	6.85E-04	8.34E-02	7.19E-03	-4.16E+00

**RESULTS OF THE LCA – OUTPUT FLOWS AND WASTE CATEGORIES:**  
 One piece of ASSA ABLOY SL500 S sliding door system with ASSA ABLOY TightSeal (frame height 2.2 m, frame width 1.8 m and 8 mm insulated glass)

Parameter	Parameter	Unit	A1 - A3	A4	A5	B6	C1	C2	C3	C4	D
HWD	Hazardous waste disposed	[kg]	5.48E-03	1.38E-05	1.47E-08	9.73E-06	0.00E+00	4.90E-07	4.43E-08	1.84E-07	-2.36E-06
NHWD	Non-hazardous waste disposed	[kg]	8.38E+01	4.53E-02	1.21E+00	1.67E+01	0.00E+00	1.61E-03	2.92E+00	5.96E+01	-6.94E+01
RWD	Radioactive waste disposed	[kg]	3.95E-01	3.67E-04	3.13E-04	3.57E+00	0.00E+00	1.30E-05	2.18E-03	1.64E-04	-3.25E-01
CRU	Components for re-use	[kg]	0.00E+00	0.00E+00	0.00E+00	0.00E+00	0.00E+00	0.00E+00	0.00E+00	0.00E+00	0.00E+00
MFR	Materials for recycling	[kg]	0.00E+00	0.00E+00	8.97E+01	0.00E+00	0.00E+00	0.00E+00	1.16E+02	0.00E+00	0.00E+00
MER	Materials for energy recovery	[kg]	0.00E+00	0.00E+00	0.00E+00	0.00E+00	0.00E+00	0.00E+00	0.00E+00	0.00E+00	0.00E+00
EEE	Exported electrical energy	[MJ]	0.00E+00	0.00E+00	4.16E+02	0.00E+00	0.00E+00	0.00E+00	6.79E+01	0.00E+00	0.00E+00
EET	Exported thermal energy	[MJ]	0.00E+00	0.00E+00	5.95E+02	0.00E+00	0.00E+00	0.00E+00	1.22E+02	0.00E+00	0.00E+00



**Publisher**

Institut Bauen und Umwelt e.V.  
Hegelplatz 1  
10117 Berlin  
Germany

Tel +49 (0)30 3087748-0  
Fax +49 (0)30 3087748-29  
Mail [info@bau-umwelt.com](mailto:info@bau-umwelt.com)  
Web [www.bau-umwelt.com](http://www.bau-umwelt.com)

**Programme holder**

Institut Bauen und Umwelt e.V.  
Hegelplatz 1  
10117 Berlin  
Germany

Tel +49 (0)30 3087748-0  
Fax +49 (0)30 3087748-29  
Mail [info@bau-umwelt.com](mailto:info@bau-umwelt.com)  
Web [www.bau-umwelt.com](http://www.bau-umwelt.com)

**Author of the Life Cycle Assessment**

Sphera Solutions GmbH  
Hauptstraße 111-113  
70771 Leinfelden-Echterdingen  
Germany

Tel +49 (0)711 341817-0  
Fax +49 (0)711 341817-25  
Mail [info@sphera.com](mailto:info@sphera.com)  
Web [www.sphera.com](http://www.sphera.com)

# ASSA ABLOY

**Owner of the Declaration**

ASSA ABLOY Entrance Systems AB  
Lodjursgatan 10  
SE-261 44 Landskrona  
Sweden

Tel +46 10 47 47 000  
Fax  
Mail [info@assaabloy.com](mailto:info@assaabloy.com)  
Web [www.assaabloyentrance.com](http://www.assaabloyentrance.com)