

High speed door

ASSA ABLOY HS9030GEM

ASSA ABLOY
Entrance Systems

Experience a safer
and more open world



Compact high speed door for inside applications with emergency exit

The ASSA ABLOY HS9030GEM is a compact door with integrated motor with an emergency exit. The main features of the ASSA ABLOY HS9030GEM are:

- Medium-sized, max. 3500 x 3500 mm
- Inside usage
- Space saving design
- Integrated Emergency exit
- Galvanised steel construction
- Gravity door drive system
- Opening speed up to 2,0 m/s

The ingenious T-shaped cut with zipper technology allows the two symmetrical “flaps” to release to an emergency exit simply by pushing at the indicated release point.

Exceptional reliability and smooth operation is ensured by a frequency converter driven motor with soft start and stop technology.

The reliable and versatile control unit ensures precise door set up and diagnostics and is enclosed in a robust steel control box. A customer friendly clear display gives a wide range of information like an easy to read cycle counter.

Break-away and Automatic Reset system

ASSA ABLOY high speed doors are equipped with a break-away and automatic reset system. The curtain reintroduces itself after a crash to reduce downtime and maintenance.

Completely safe

Features that make our doors completely safe.

- The soft bottom profile has no rigid parts, it gives way should an obstruction be in the line of closing.
- If the door is hit, the fabric curtain absorbs the impact and releases itself from its side guides without causing damage or being damaged itself.

Vision panels and insect screens

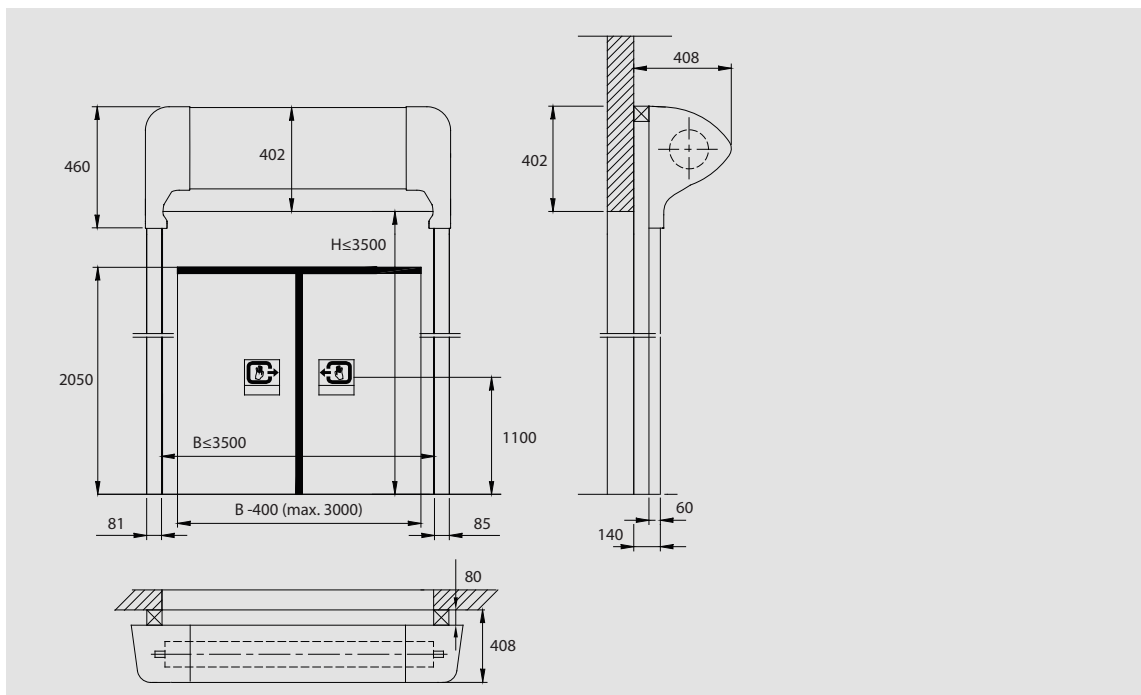
To increase the admission of daylight, visibility or airflow the door curtain can be equipped with vision panels or insect screens. These options are offered in fixed layouts.

Technical Data


Min size (W x H)	1000 x 2200 mm
Max size (W x H) ¹	3500 x 3500 mm
Operating speed ²	opening: 2,0 m/s closing: 0,5 m/s
Wind load resistance ³ , EN 12424	class 1 (300 N/m ²) maximum wind load while closing 50 N/m ²
Water penetration ³ , EN 12425	class 1 (30 N/m ²)
Air permeability ³ , EN 12426	class 0
Thermal transmittance	6,02 W/(m ² K)
Performance Test	1.000.000 cycles

1) Other sizes available on request 2) Speed is limited due to the zippers 3) Not applicable for insect screens

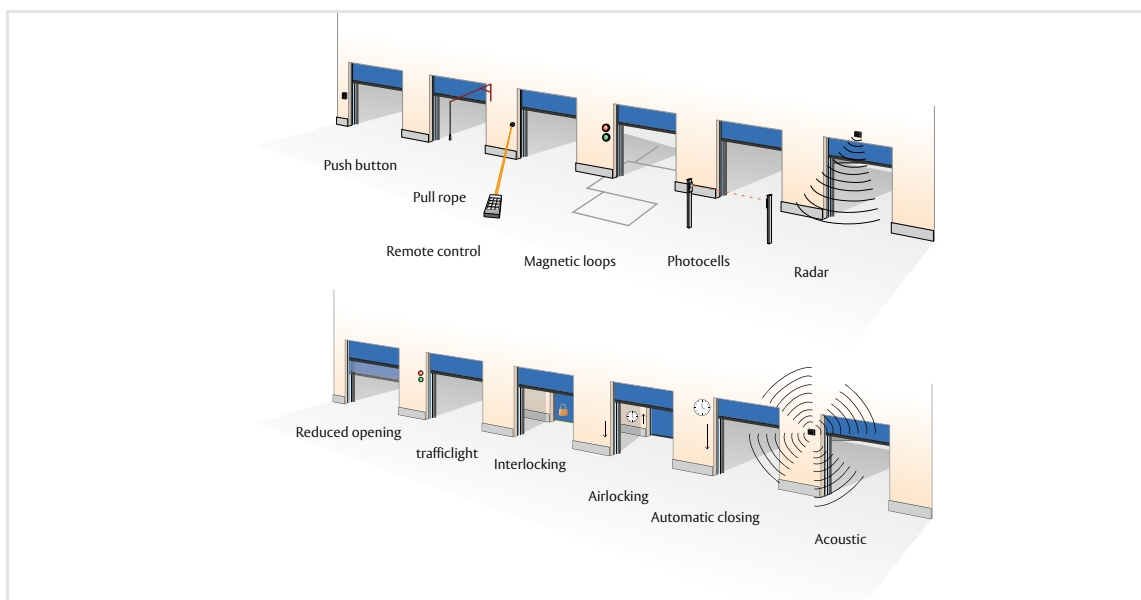
Dimensional specifications



Vision panels and insect screens



Options access and automation



Standard available colors

	Signal yellow RAL 1003		Ultramarine blue RAL 5002		Anthracite grey RAL 7016		Jet black RAL 9005
	Pure orange RAL 2004		Gentian blue RAL 5010		Light grey RAL 7035		White RAL 9010
	Flame red RAL 3000		Moss green RAL 6005		Traffic grey B RAL 7043		Other colors