

High speed door

ASSA ABLOY HS9020GHY

ASSA ABLOY
Entrance Systems

Experience a safer
and more open world



Medium sized high speed door for hygienic applications

The ASSA ABLOY HS9020GHY high speed door is designed for interior applications in humid or corrosive environments, and in the food industry where hygiene demands are high. The main features of the ASSA ABLOY HS9020GHY are:

- Medium-sized, max. 4000 x 4000 mm
- Humid or Corrosive environments
- Inside usage
- Stainless steel 304 construction
- Gravity drive system
- Opening speed up to 1,2 m/s (Option: 2,0 m/s)

The ASSA ABLOY HS9020GHY offers a unique continuous side seal along the curtain in combination with the resistance of stainless steel for use in hygienic areas. It requires very little space and protects such areas against drafts, humidity, and contamination.

Exceptional reliability and smooth operation is ensured by a frequency converter driven motor which provides a fast but soft start and stop.

The reliable and versatile control unit ensures precise door set up and diagnostics and is enclosed in a robust steel control box. A customer friendly clear display gives a wide range of information like an easy to read cycle counter.



Break-away and Automatic Reset system

ASSA ABLOY high speed doors are equipped with a break-away and automatic reset system. The curtain reintroduces itself after a crash to reduce downtime and maintenance.

Completely safe

Features that make our doors completely safe.

- The soft bottom profile has no rigid parts, it gives way should an obstruction be in the line of closing.
- If the door is hit, the fabric curtain absorbs the impact and releases itself from its side guides without causing damage or being damaged itself.

Windows, vision panels and insect screens

To increase the admission of daylight, visibility or airflow the door curtain can be equipped with windows, vision panels or insect screens. These options are offered in fixed layouts.

HACCP certified

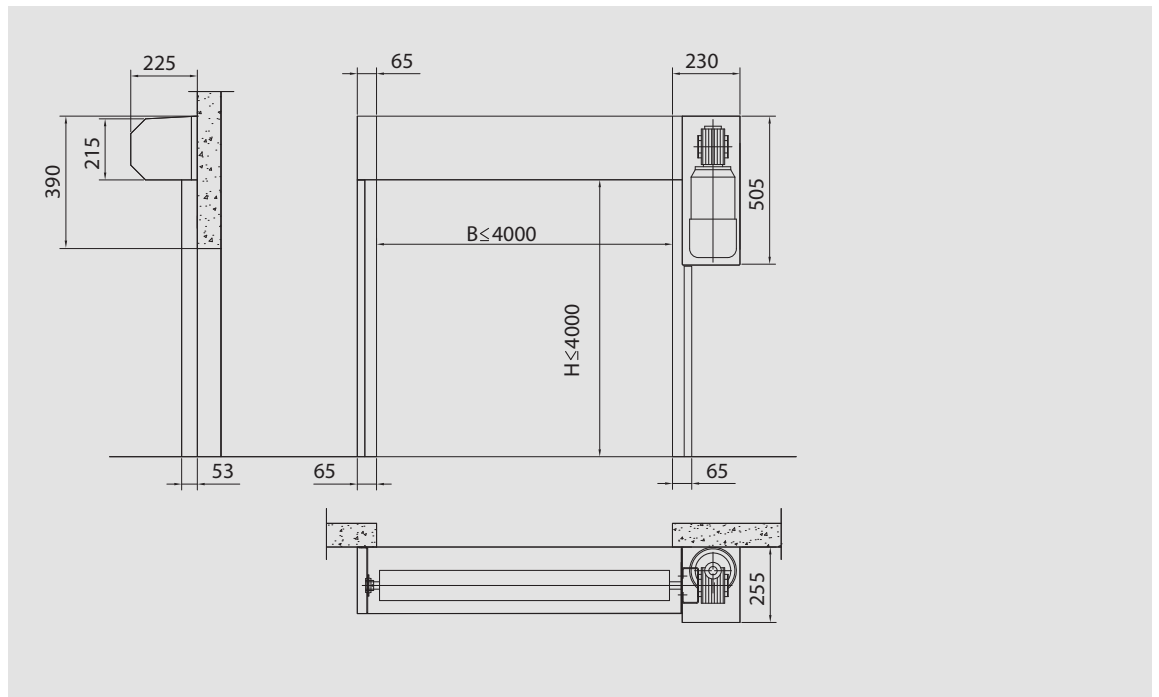
The door is HACCP certified for use in food handling facilities.

Technical Data

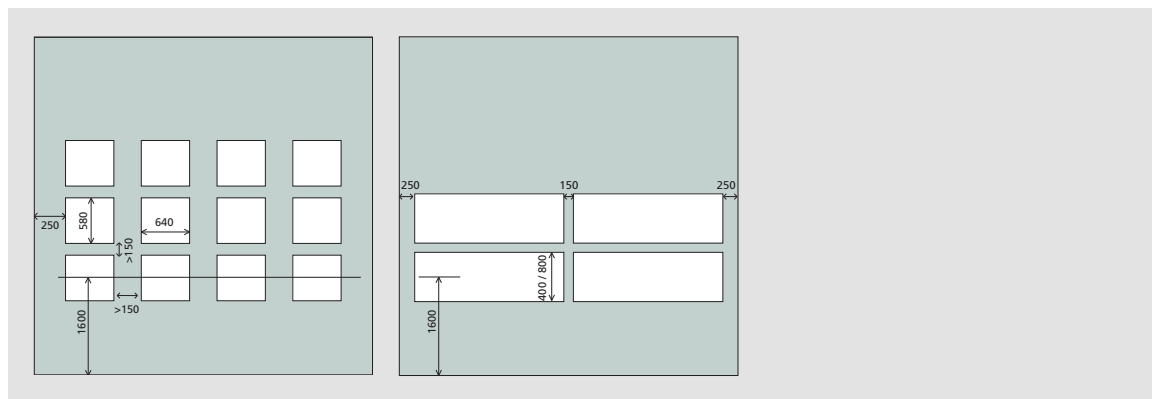
Min size (W x H)	1000 x 2000 mm
Max size (W x H) ¹	4000 x 4000 mm
Operating speed ²	opening: up to 2,0 m/s closing: 0,5 m/s
Wind load resistance ³ , EN 12424	class 1 (300 N/m ²) maximum wind load while closing 50 N/m ²
Water penetration ³ , EN 12425	class 2 (50 N/m ²)
Air permeability ³ , EN 12426	class 1 (24 m ³ /m ² /h at 50 Pa)
Thermal transmittance	6,02 W/(m ² K)
Performance Test	1.000.000 cycles

1) Other sizes available on request 2) Depending on door size
3) Not applicable for insect screens

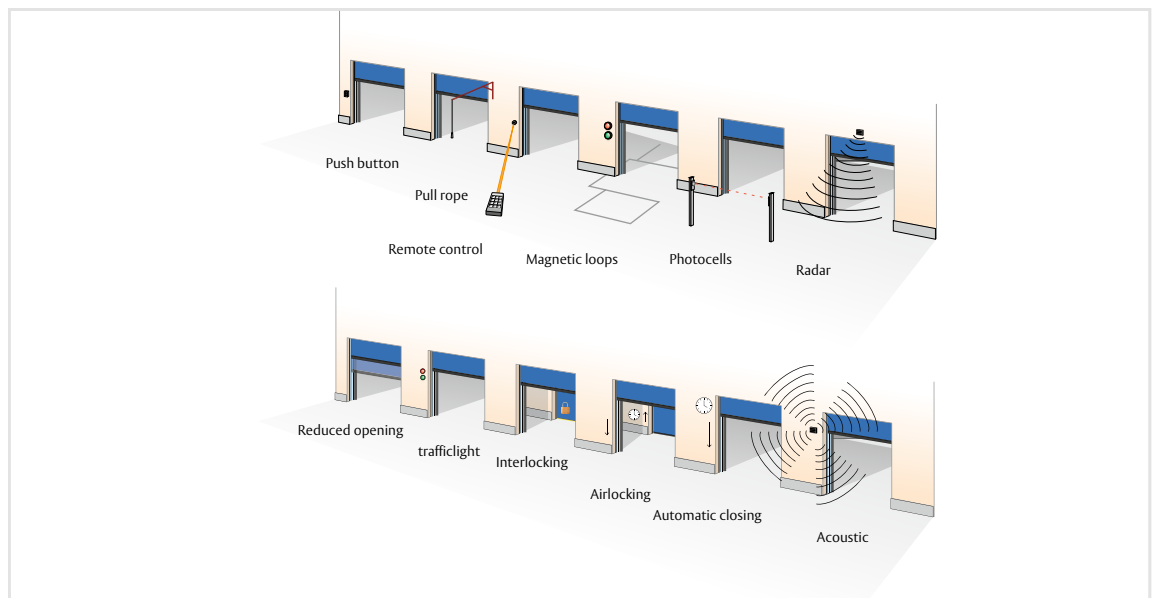
Dimensional specifications



Windows, vision panels and insect screens



Options access and automation



Standard available colours

