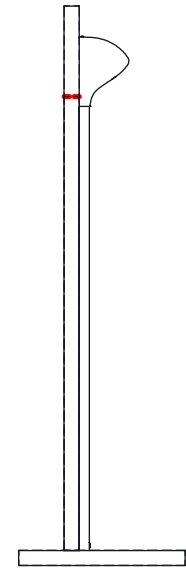
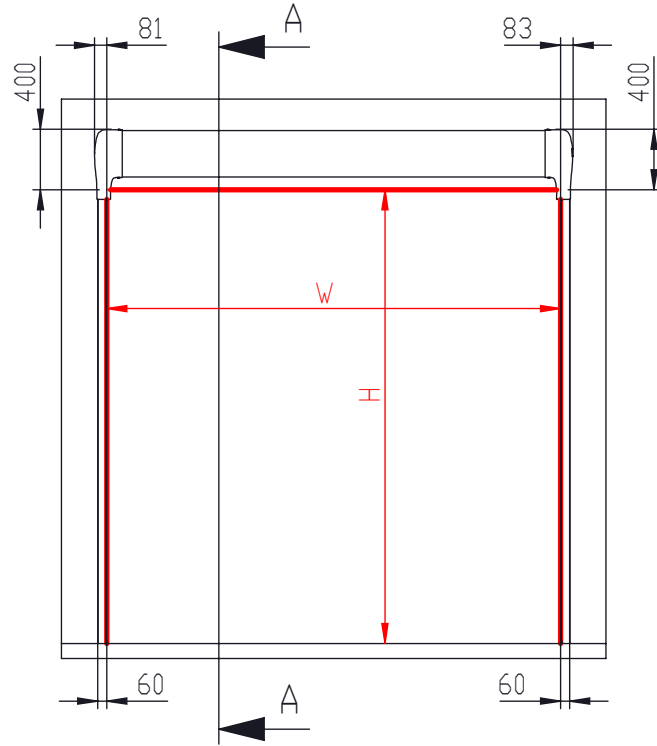
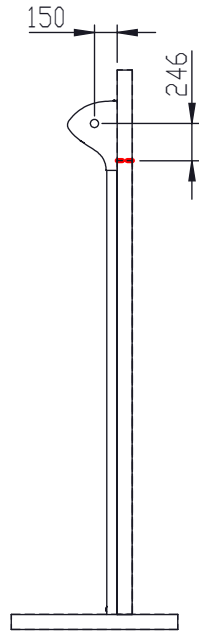
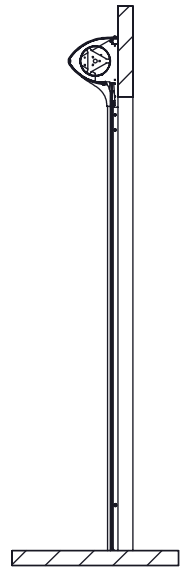



This work is copyright and no part may be reproduced, by any process, nor may any other exclusive right be exercised without the permission of ASSA ABLOY.



SECTION A-A



HS9030 G + HS9030 GEM / HS9030 GAT / HS9030 GHY

Surface:			Material:			General tolerance: ISO 2768-mH	
Volume:	Weight:	Surface area:	Created (YYYY-MM-DD): 12/07/2017	Designed by: schwatho	Drawn by: schwatho	Scale: 1:50 (A4)	Projection: 
<b>ASSA ABLOY</b> ASSA ABLOY Entrance System HPDS			Door General Drawing HS9030 G + HS9030 GEM / ...			Alternate ID <b>1413-0239</b>	
						Document ID <b>D000774642-001</b>	Rev.: <b>2</b>

Approved 2018-07-16

Configuration:

SHEET 1 OF 1