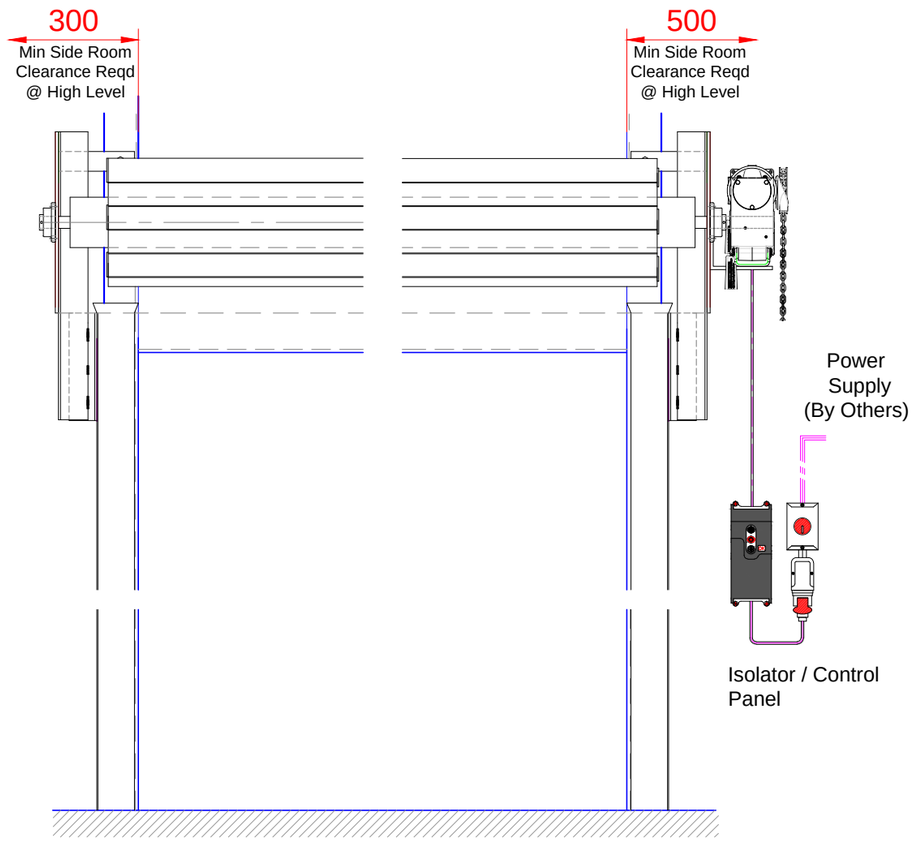

ELEVATION

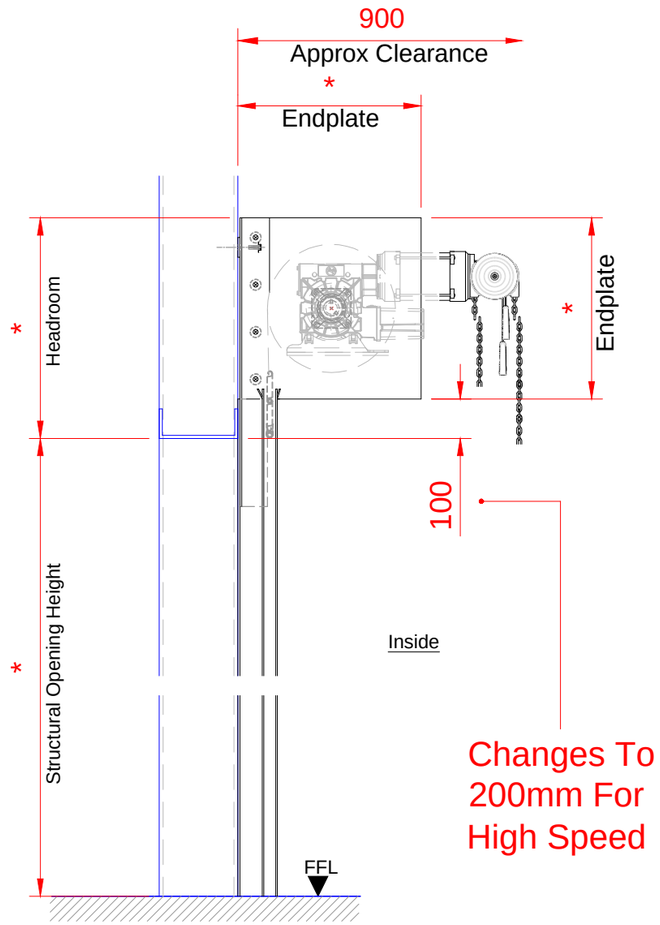

SECTION

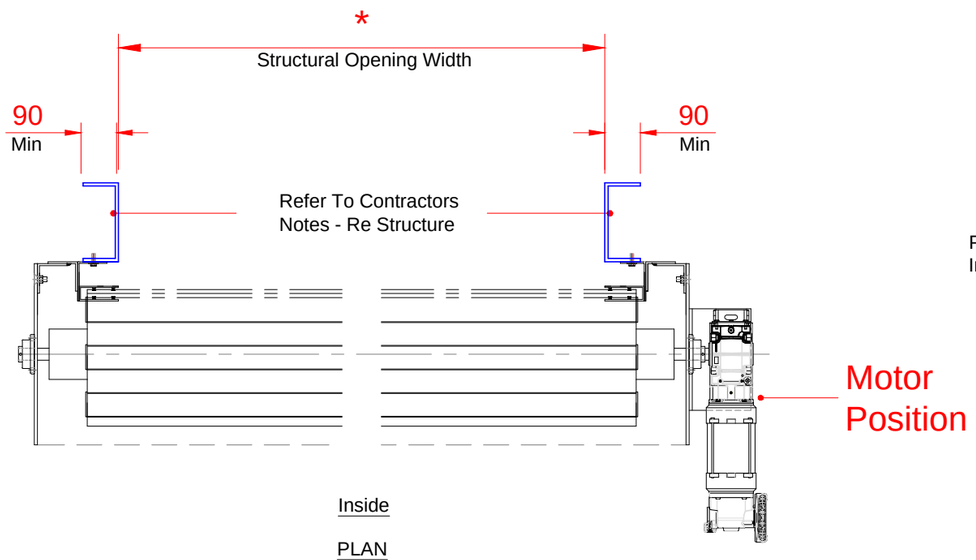

PLAN

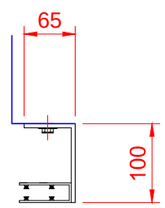

Plan Of Door Guides c/w
Integrated Brush Seal

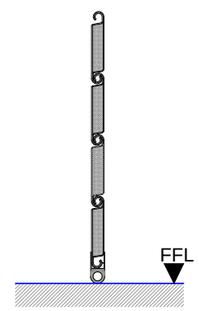

Section

Steel Lath With Styrene
Insulation & Bottom Seal

Rev	Description	Date
-	-	-

ASSA ABLOY

ASSA ABLOY Entrance Systems Ltd
Industrial Door and Docking Solutions
7Churchill Way .35A Business Park
Chapeltown Sheffield UK S35 2PY

Tel: +44 (0)114 257 4330
Fax: +44 (0)114 257 4399

Contractors Notes:
Contractor to provide a flush fixing face for installation of the door. Jambs and lintels to be flush, plumb in the same plane & clear of projections. Also please take into account all head & side room clearances required to accommodate the door. We remind you that its the clients responsibility to ensure the structure is suitable to accept the weight of the door, components & fixings. If in doubt please engage the services of a structural engineer. Approx Door Weight: 45kg's m²

Electrical Requirements
A 415v 3 phase pre - wired motor with integral limit switches, low level control panel with panel mounted UP DOWN & STOP buttons and a 5 pin pre wired plug. Client **must** provide a surface mounted 16 amp 5 pin (3 phases earth & neutral) mains wired female socket within 1 metre of the control panel.

Quantity: . Nr As Drawn | Ref: .

Operation: ☐ Manual Push Up ☐ Tube Motor ☐ Handchain ☑ Safedrive

Type: ☑ Insulated

Finish: ☐ Galv...Remainder Of Door..... ☐ Ppc... Remainder Of Door ..... ☐ Laminated Curtain Clr.....

*

Drawn		DO NOT SCALE !	
Date			
Chk'd		Date	
Drg No.		Rev	

Our Policy Is One Of Continuous Development. The Company Reserves The Right To Alter Design & Specifications Without Prior Notice

All Dimensions Shown In Millimetres **If In Doubt Ask!**