

ENVIRONMENTAL PRODUCT DECLARATION

as per ISO 14025 and EN 15804

Owner of the Declaration	ASSA ABLOY Entrance Systems AB
Programme holder	Institut Bauen und Umwelt e.V. (IBU)
Publisher	Institut Bauen und Umwelt e.V. (IBU)
Declaration number	EPD-ASA-20190138-IBB1-EN
Issue date	04.09.2019
Valid to	03.09.2024




ASSA ABLOY Integra swing door system ASSA ABLOY Entrance Systems AB



www.bau-umwelt.com / <https://epd-online.com>



1. General Information

ASSA ABLOY Entrance Systems AB	ASSA ABLOY Integra swing door system
<p>Programme holder IBU - Institut Bauen und Umwelt e.V. Panoramastr. 1 10178 Berlin Germany</p>	<p>Owner of the Declaration ASSA ABLOY Entrance Systems AB Lodjursgatan 10 SE-261 44 Landskrona Sweden</p>
<p>Declaration number EPD-ASA-20190138-IBB1-EN</p>	<p>Declared product / Declared unit The declaration represents 1 automatic ASSA ABLOY Integra swing door system consisting of 2 door leaves with frame height 2.6 m, frame width 2.5 m and 22 mm insulated laminated glass.</p>
<p>This Declaration is based on the Product Category Rules: IBU: PCR Automatic doors, automatic gates and revolving door systems (door systems) Version 1.6 (11. 2017). (PCR tested and approved by the independent expert committee)</p>	<p>Scope: This declaration and its LCA study are relevant to ASSA ABLOY Integra swing door system. The final assembly and production stage occur in Ostrov u Stribra, Czech Republic at D5 Logistic Park 34901 Ostrov u Stribra, Czech Republic. Components are sourced from international tier one suppliers. The ASSA ABLOY Integra swing door system cover length varies according to project requirements; a door system with 2 door leaves with frame height 2.6 m and frame width 2.5 m and with 22 mm clear insulated laminated glass is used in this declaration. The owner of the declaration shall be liable for the underlying information and evidence; the IBU shall not be liable with respect to manufacturer information, life cycle assessment data and evidences.</p>
<p>Issue date 04.09.2019</p>	<p>Verification The CEN Standard EN 15804 serves as the core PCR Independent verification of the declaration and data according to ISO 14025</p>
<p>Valid to 03.09.2024</p>	<p><input type="checkbox"/> internally <input checked="" type="checkbox"/> externally</p>
<p> Hans Peters (President of IBU)</p>	<p> Dr. Wolfram Trinius (Independent tester appointed by SVA)</p>
<p> Dr. Alexander Röder (managing director of IBU)</p>	

2. Product

2.1 Product description

Product name: ASSA ABLOY Integra swing door system.

Product characteristic: Automatic, robust, electro-mechanical swing door operator. The ASSA ABLOY Integra swing door system is equipped with SW200 overhead concealed operator. The system will be providing an aesthetic look as the drive unit is connected direct to the top of the door showing no arm system.

The operator works electro-mechanically. It opens with motor and closes with motor and spring. The opening and closing speeds can be varied individually. The motor, control unit, gear box and spring are combined into a compact unit and mounted within the cover.

The ASSA ABLOY Integra swing door system can handle doors up to 170 kg. The smart control unit

offers added-value features like double-door controls and monitored battery backup for convenience. Push-and-Go opens the door automatically when manually pushed from the closed position and Power Assist provides motorized assistance when the door is pulled by hand. Automatic swing door systems are generally made of aluminum and glass.

The ASSA ABLOY Integra swing door system has been designed to meet operational and safety requirements in the European Directives and the standards issued by the European Standardization Committee (CEN).

The door has three primary parts:

1. Frame
2. Operator
3. Door leaf

For the placing of the product on the market in the EU/EFTA the Directive (EU) 2006/42/EC Machinery Directive (MD), Directive (EU) 2014/30/EU Electromagnetic Compatibility Directive (EMCD) and 2011/65/EU on the restriction of the use of certain hazardous substances in electrical and electronic equipment (RoHS), Directive 2012/19/EU Waste Electrical and Electronic Equipment (WEEE Directive) respectively apply.

The CE-marking for the product takes into account the proof of conformity with the following harmonized norms.

/EN 16005:2012/AC:2015 Power operated pedestrian doorsets-Safety in use-Requirements and test methods

/EN 61000-6-2:2005 Electromagnetic compatibility (EMC) - Part 6-2: Generic standards - Immunity for industrial environments

/EN 61000-6-3:2007+A1:2011 Quality management systems - Requirements (ISO 9001:2015)

/EN 60335-1: 2012+A11:2014: Household and similar electrical appliances -Safety - Part 1: General requirements

/EN 60335-2-103:2015 Household and similar electrical appliances -Safety - Part 2: Particular requirements for drives for gates, doors and windows

/EN ISO 13849-1:2015 Safety of machinery — Safety-related parts of control systems — Part 1: General principles for design

Other standards or technical specifications, which have been applied:

IEC 60335-1:2010 ed. 5: Household and similar electrical appliances -Safety - Part 1: General requirements

IEC 60335-2-103 ed. 2.1:2011 Household and similar electrical appliances -Safety - Part 2: Particular requirements for drives for gates, doors and windows

For the application and use the respective national provisions apply.

2.2 Application

The ASSA ABLOY Integra swing door system is suitable for both external and internal use. The ASSA ABLOY Integra swing door system facilitates entry and exit in buildings, ranging from healthcare facilities to the public sector. Packed with the most innovative and advanced technological features, the ASSA ABLOY Integra swing door system performs to the highest standards in the industry with unique features such as stack pressure management.

2.3 Technical Data

The table presents the technical properties of the ASSA ABLOY Integra swing door system:

Features

Midrail (70 or 150 mm)	Optional
Threshold	Optional
Infill panel	Optional
Profile finish	anodized aluminum, RAL colors available on request

Performance

Mains power supply	100-240 V AC+10/-15%, 50/60Hz, mains fuse max 10A (building installation)
Power consumption	Max. 300W
Auxiliary voltage	24 V DC, max. 700 mA
Opening time (0° - 80°)	variable between 2- 12 seconds
Closing time (90° - 10°)	variable between 4 - 12 seconds
HOLD open time	1.5-30 seconds
Ambient temperature	-20°C to +45°C

Technical data

Name	Value	Unit
Frame height FH	2100-2600	mm
Frame width FW	1250- 2500	mm
Clear opening	FW-258	mm
Depth	160	mm
Glass	6, 8 or 10 laminated	mm
	22 or 40 Insulated	mm
Thermal transmittance *	2,9	W/m ² .k

*The value varies between 1,1-5,7 depending on type of glass

2.4 Delivery status

ASSA ABLOY Integra swing door system is delivered ready for installation.

2.5 Base materials / Ancillary materials

The average composition for Integra swing door system, is as following:

Component	Percentage in mass (%)
Aluminium	30,72
Brass	0,02
Copper	0,16
Lead	0,00
Plastics	11,85
Stainless steel	0,40
Steel	6,59
Zink	1,18
Glass	47,61
Electronic	0,45
Electro mechanics	0,40
Paper	0,13
Others	0,00
Total	100

2.6 Manufacture

The primary manufacturing processes are made by tier one suppliers and the final manufacturing processes for operator units occur in factory in Ostrov, Czech Republic. The profiles are machined and surface treated; either anodized (externally) or powder coated (internally). Other parts as electronics etc. arrives from tier one suppliers or the factory in China and a final assembly is done in Ostrov. The operators are packed in cardboard boxes and forwarded to on-site installation. The certified quality management system, EN ISO 9001:2015, ensures high standards.

Offcuts and scraps during the manufacturing process are directed to a recycling unit. Wastewater is cleared on-site and waste is sent for disposal.

Waste codes according to European Waste Catalogue and Hazardous Waste List - Valid from 1 January 2002
 EWC 12 01 01 Ferrous metal filings and turnings
 EWC 12 01 03 Non-ferrous metal filings and turnings
 EWC 08 02 01 Waste coating powders
 EWC 12 01 05 Plastics

2.7 Environment and health during manufacturing

ASSA ABLOY is committed to producing and distributing door opening solutions with minimal environmental impact, where health & safety is the primary focus for all employees and associates.

- Environmental operations, GHG, energy, water, waste, VOC, surface treatment and H&S are routinely monitored. Inspections, audits, and reviews are conducted periodically to ensure that applicable standards are met and to evaluate the effectiveness of the environmental management program.
- Code of Conduct covers human rights, labor practices and decent work. Management of ASSA ABLOY is aware of their environmental roles and responsibilities, providing appropriate training, supporting accountability and recognizing outstanding performance.
- Any waste metals during machining are separated and recycled. Waste water from water-based painting processes is delivered to waste treatment plant.
- Preparation and manufacturing conditions (including the process of powder coating) in the factory of Ostrov do not require special health and safety measures. Standard health and safety measures (work gloves, hearing protection, safety shoes, dust mask when sanding and milling, dust extraction, etc.) are observed where appropriate.
- Water and soil contamination does not occur and all production related waste is processed internally in the appropriate manner.

2.8 Product processing/Installation

The ASSA ABLOY INTEGRA swing door system is supplied ready for installation. The installation is performed by certified installation technicians.

2.9 Packaging

The ASSA ABLOY Integra swing door system is packed in a wooden crate and accessories in cardboard package. The wooden crate and cardboard are recyclable.

Material	Value (%)
Cardboard/paper	1,21
Wood	98,79
Total	100.0

All materials incurred during installation are directed to a recycling unit.

Waste codes according to European Waste Catalogue and Hazardous Waste List - Valid from 1 January 2002.

EWC 15 01 01 paper and cardboard packaging
 EWC 15 01 03 wooden packaging

2.10 Condition of use

Regular inspections shall be made according to national regulations and product documentation by an

ASSA ABLOY Entrance Systems' trained and qualified technician. The number of service occasions should be in accordance with national requirements and product documentation. Service is recommended according to "Service Log Book".

Regular inspections and cleaning should be performed by the owner of the product, according to "Users Manual".

The best way to remove dust and dirt from the ASSA ABLOY Integra swing door system is to use water and a soft cloth or a sponge. A gentle detergent may be used. To maintain the quality of the enamel layer, the surfaces should be cleaned three times/year (once/four month's period). The cleaning should be documented.

- Do not expose profiles to alkalis. Aluminum is sensitive to alkalis.
- Do not clean with high pressure water. Operator, programme selector and sensor may be damaged and water may enter the profiles.
- Do not use polishing detergent.
- Do not scrub with materials like Scotch-brite, as this will cause mechanical damage.

2.11 Environment and health during use

There is no harmful emissive potential. Minimal risk for personal injury if correctly configured and maintenance recommendations apply.

2.12 Reference service life

The product has a reference service life of more than 1,000,000 cycles and 10 years of standard daily use (with the recommended maintenance and service program). For this EPD a lifetime of 10 years was considered.

2.13 Extraordinary effects

Fire

Not applicable. The Integra door is not fire approved due to the fact that it is an exterior door.

Water

The product does not contain any substances that could be released and have an adverse environmental impact on water in case of flood. Product operation can be influenced.

Mechanical destruction

No danger to the environment can be anticipated during mechanical destruction.

2.14 Re-use stage

The product is possible to re-use during the reference service life and be moved from one place to another. The majority, by weight, of components is aluminum and glass which can be recycled. The paper and wood components can be used for energy recovery within a waste incineration process. Glass and others (less significant amount) are landfilled.

The rest components can all be recycled and are directed to a recycling unit.

2.15 Disposal

The product can be mechanically disassembled to separate the different materials. The majority of the material can be recycled. The requirements on waste disposal and recycling listed in the European Waste Catalogue (EWC) should be followed

In this EPD, product parts made of glass were treated/disposed in landfill: EWC 17 02 02 glass

Waste codes according to European Waste Catalogue
and Hazardous Waste List - Valid from 1 January
2002:

EWC/ 17 04 05 iron and steel
EWC/ 17 04 01 copper, bronze, brass
EWC/ 17 04 04 zinc
EWC/ 17 04 02 aluminium
EWC/ 17 02 03 plastic
EWC/ 16 02 wastes from electrical and electronic
equipment
EWC/ 15 01 01 paper and cardboard packaging
EWC/ 15 01 03 wooden packaging

2.16 Further information

ASSA ABLOY Entrance Systems AB
Lodjursgatan 10
SE-261 44 Landskrona
Sweden
info.aes@assaabloy.com
www.assaabloy.com

3. LCA: Calculation rules

3.1 Declared Unit

The declaration refers to 1 power operated swing door system as specified in Part B requirements on the EPD for PCR Automatic doors, automatic gates, and revolving door systems (door systems).

A door system with 2 door leaves with frame height 2.6 m and frame width 2.5 m and with 22 mm clear insulated laminated glass is used in this declaration.

Declared unit

Name	Value	Unit
Mass (without packaging)	298,26	kg
Mass packaging (paper and wood)	70,86	kg
Conversion factor to 1 kg	0,003352822	-
Declared unit for swing door systems (dimensions acc. to this PCR)	1	piece

3.2 System boundary

Type of the EPD: cradle to gate - with options

The following life cycle stages were considered:

Production stage:

- A1 – Raw material extraction and processing
- A2 – Transport to the manufacturer and
- A3 – Manufacturing

Construction stage:

- A4 - Transport from the gate to the site
- A5 – Packaging waste processing

Use stage related to the operation of the building includes:

- B6 – Operational energy use

End-of-life stage:

- C2 – Transport to waste processing,
- C3 – Waste processing for recycling and
- C4 – Disposal (landfill, waste for incineration).

This includes provision of all materials, products and energy, packaging processing and its transport, as well as waste processing up to the end-of waste state or disposal of final residues.

Module D:

- Declaration of all benefits and loads

3.3 Estimates and assumptions

Transportation: Data on mode of transport and distances, as reported by suppliers were used for those materials and parts contributing more than 2 % of the total product mass. In case of unknown transport distances for parts and materials, contributing less than 2 % to the total product mass, transport by road over an average distance of 500 km was assumed.

Use stage:

For the use stage, it is assumed that the door is used in the EU-28 thus a European electricity grid mix is considered within this stage. According to the most

representative scenario, the operating hours of the product are accounted for 3650 hours in on mode and 2920 hours (365 days per year in use) in idle mode per year; the power consumption throughout the whole life-cycle is 1971 kWh.

EoL:

In the End-of-Life stage, for all the materials which can be recycled, a recycling scenario with 100% collection rate was assumed. EoL is assumed to happen within EU-28. Furthermore, a transport distance by truck of 100 km has been assumed in the model.

3.4 Cut-off criteria

In the assessment, all available data from the production process are considered, i.e. all raw materials used, auxiliary materials (e.g. lubricants), and electric power consumption - including material and energy flows contributing less than 1 % of mass or energy (if available). In case a specific flow contributing less than 1 % in mass or energy is not available, worst case assumption proxies are selected to represent the respective environmental impacts.

Impacts relating to the production of machines and facilities required during production are out of the scope of this assessment.

3.5 Background data

For life cycle modeling of the considered product, the GaBi 8 Software System for Life Cycle Engineering, developed by thinkstep AG, is used /GaBi 8 2019a/. The GaBi-database contains consistent and documented datasets which are documented in the online GaBi-documentation /GaBi 8 2019b/. To ensure comparability of results in the LCA, the basic data of GaBi database were used for energy, transportation and auxiliary materials.

3.6 Data quality

The requirements for data quality and background data correspond to the specifications of the /IBU PCR Part A/.

Thinkstep performed a variety of tests and checks during the entire project to ensure high quality of the completed project. This obviously includes an extensive review of project-specific LCA models as well as the background data used.

The technological background of the collected data reflects the physical reality of the declared products. The datasets are complete and conform to the system boundaries and the criteria for the exclusion of inputs and outputs.

All relevant background datasets are taken from the GaBi 8 software database.

3.7 Period under review

The period under review is 2018 (12-month average).

3.8 Allocation

Regarding incineration, the software model for the waste incineration plant (WIP) is adapted according to the material composition and heating value of the combusted material. In this EPD, the following specific life cycle inventories for the WIP are considered for:

- Waste incineration of paper

- Waste incineration of plastics
- Waste incineration of wood

Regarding the recycling material of metals, the metal parts in the EoL are declared as end-of-waste status. Thus, these materials are considered in module D. Specific information on allocation within the background data is given in the GaBi dataset documentation.

3.9 Comparability

Basically, a comparison or an evaluation of EPD data is only possible if all the data sets to be compared were created according to /EN 15804/ and the building context, respectively the product-specific characteristics of performance, are taken into account. GaBi 8 serves as background database for the calculation.

4. LCA: Scenarios and additional technical information

The following technical information is a basis for the declared modules or can be used for developing specific scenarios in the context of a building assessment if modules are not declared (MND).

Transport to the building site (A4)

Name	Value	Unit
Truck transport		
Litres of fuel diesel with maximum load (27t payload)	39,4	l/100km
Transport distance truck (primary target market is EU 28)	1425	km
Capacity utilization (incl. empty runs) of truck	85	%

Installation into the building (A5)

Name	Value	Unit
Output substances following waste treatment on site (paper packaging)	0,86	kg
Output substances following waste treatment on site (wood packaging)	70	kg

Reference service life

Name	Value	Unit
Reference service life	10	a

Operational energy use (B6)

Name	Value	Unit
Electricity consumption per RSL (10 years, 365 days per year)	1971	kWh
Hours per day in on mode	10	h
Hours per day in stand-by mode	6	h
Hours per day in idle mode	8	h
Power consumption – on mode	40	W
Power consumption – stand-by mode	10	W
Power consumption – idle mode	10	W

*Total energy consumed during the whole product life was calculated using following formula:

$$(W_{active_mode} * h_{active_mode} + W_{idle_mode} * h_{idle_mode} + W_{stand_by_mode} * h_{stand_by_mode}) * Life_span * days_year * 0.001$$

Where:

- W_{active_mode} - Energy consumption in active mode in W
- h_{active_mode} - Operation time in active mode in hours
- W_{idle_mode} - Energy consumption in idle mode in W
- h_{idle_mode} - Operation time in idle mode in hours
- $W_{stand_by_mode}$ - Energy consumption in stand-by mode in W
- $h_{stand_by_mode}$ - Operation time in stand-by mode in hours
- $Life_span$ - Reference service life of product
- $days_year$ - Operation days per year
- 0.001 - Conversion factor from Wh to kWh.

End of life (C1-C4)

Name	Value	Unit
Collected separately aluminum, steel, brass, plastics, electronic and electro mechanics.	154,83	kg
Incineration of plastic parts	35,33	kg
Incineration of paper	0,40	kg
Recycling aluminum, brass, copper, steel, zinc, electronic, electro-mechanics	119,10	kg
Landfill of glass	142,01	kg

Name	Value	Unit
Collected separately waste type (including packaging)	225,69	kg
Recycling aluminium	40,60	%
Recycling brass	0,03	%
Recycling copper	0,21	%
Recycling stainless steel	0,53	%
Recycling steel	8,71	%
Recycling brass	0,03	%
Recycling electronic	0,59	%
Recycling electro mechanics	0,53	%
Incineration of plastic parts	15,66	%
Incineration of packaging (paper and wood) (from A5)	31,40	%

Reuse, recovery and/or recycling potentials (D), relevant scenario information

Name	Value	Unit
Collected separately aluminum, steel, brass, plastics, electronic and electro mechanics.	154,83	kg
Incineration of plastic parts	35,33	kg
Incineration of paper	0,40	kg
Recycling aluminum, brass, copper, steel, zinc, electronic, electro-mechanics	119,10	kg
Landfill of glass	142,01	kg

5. LCA: Results

Results shown below were calculated using CML 2000 – Apr. 2013 Methodology.

DESCRIPTION OF THE SYSTEM BOUNDARY (X = INCLUDED IN LCA; MND = MODULE NOT DECLARED)

PRODUCT STAGE			CONSTRUCTION PROCESS STAGE		USE STAGE							END OF LIFE STAGE				BENEFITS AND LOADS BEYOND THE SYSTEM BOUNDARIES
Raw material supply	Transport	Manufacturing	Transport from the gate to the site	Assembly	Use	Maintenance	Repair	Replacement ¹⁾	Refurbishment ¹⁾	Operational use	Operational water use	De-construction demolition	Transport	Waste processing	Disposal	Reuse-Recovery-Recycling-potential
A1	A2	A3	A4	A5	B1	B2	B3	B4	B5	B6	B7	C1	C2	C3	C4	D
X	X	X	X	X	MND	MND	MND	MND	MND	X	MND	MND	X	X	X	X

RESULTS OF THE LCA - ENVIRONMENTAL IMPACT: One piece of ASSA ABLOY Integra swing door system

Parameter	Parameter	Unit	A1 - A3	A4	A5	B6	C2	C3	C4	D
GWP	Global warming potential	[kg CO ₂ -Eq.]	1,57E+03	2,52E+01	1,16E+02	9,36E+02	1,42E+00	2,26E-01	9,48E+01	-9,89E+02
ODP	Depletion potential of the stratospheric ozone layer	[kg CFC11-Eq.]	6,29E-07	1,20E-10	4,59E-10	6,41E-07	6,79E-12	1,55E-10	3,02E-10	3,85E-07
AP	Acidification potential of land and water	[kg SO ₂ -Eq.]	8,42E+00	1,19E-01	1,63E-02	4,41E+00	6,49E-03	1,07E-03	3,46E-02	-5,28E+00
EP	Eutrophication potential	[kg (PO ₄) ³⁻ -Eq.]	5,61E-01	2,66E-02	2,52E-03	2,49E-01	1,48E-03	6,01E-05	3,35E-03	-2,53E-01
POCP	Formation potential of tropospheric ozone photochemical oxidants	[kg Ethen Eq.]	6,59E-01	-3,66E-02	1,32E-03	2,62E-01	-2,09E-03	6,34E-05	2,18E-03	-3,03E-01
ADPE	Abiotic depletion potential for non-fossil resources	[kg Sb Eq.]	4,33E-02	9,47E-07	1,54E-06	1,30E-04	5,35E-08	3,13E-08	7,04E-06	-2,95E-02
ADPF	Abiotic depletion potential for fossil resources	[MJ]	1,96E+04	3,47E+02	2,55E+01	1,06E+04	1,96E+01	2,57E+00	6,19E+01	-9,93E+03

RESULTS OF THE LCA - RESOURCE USE: One piece of ASSA ABLOY Integra swing door system

Parameter	Parameter	Unit	A1 - A3	A4	A5	B6	C2	C3	C4	D
PERE	Renewable primary energy as energy carrier	[MJ]	6,07E+03	-	-	-	-	-	-	-
PERM	Renewable primary energy resources as material utilization	[MJ]	0,00E+00	-	-	-	-	-	-	-
PERT	Total use of renewable primary energy resources	[MJ]	6,07E+03	1,36E+01	2,52E+00	3,04E+03	7,72E-01	7,36E-01	4,87E+00	-3,90E+03
PENRE	Non-renewable primary energy as energy carrier	[MJ]	2,34E+04	-	-	-	-	-	-	-
PENRM	Non-renewable primary energy as material utilization	[MJ]	0,00E+00	-	-	-	-	-	-	-
PENRT	Total use of non-renewable primary energy resources	[MJ]	2,34E+04	3,48E+02	3,03E+01	1,67E+04	1,96E+01	4,03E+00	6,74E+01	-1,25E+04
SM	Use of secondary material	[kg]	4,65E+01	0,00E+00	0,00E+00	0,00E+00	0,00E+00	0,00E+00	0,00E+00	0,00E+00
RSF	Use of renewable secondary fuels	[MJ]	0,00E+00	0,00E+00	0,00E+00	0,00E+00	0,00E+00	0,00E+00	0,00E+00	0,00E+00
NRSF	Use of non-renewable secondary fuels	[MJ]	0,00E+00	0,00E+00	0,00E+00	0,00E+00	0,00E+00	0,00E+00	0,00E+00	0,00E+00
FW	Use of net fresh water	[m ³]	1,33E+01	9,61E-03	2,99E-01	7,51E+00	5,45E-04	1,82E-03	1,42E-01	-1,04E+01

RESULTS OF THE LCA – OUTPUT FLOWS AND WASTE CATEGORIES: One piece of ASSA ABLOY Integra swing door system

Parameter	Parameter	Unit	A1 - A3	A4	A5	B6	C2	C3	C4	D
HWD	Hazardous waste disposed	[kg]	8,24E-01	7,91E-04	2,12E-03	2,31E+00	4,48E-05	5,58E-04	4,24E-03	-2,28E-01
NHWD	Non-hazardous waste disposed	[kg]	1,56E+02	4,36E-02	1,66E+00	5,38E+00	2,47E-03	1,30E-03	1,33E+02	-1,45E+02
RWD	Radioactive waste disposed	[kg]	1,52E+00	4,56E-04	1,88E-03	2,40E+00	2,57E-05	5,80E-04	2,19E-03	-1,03E+00
CRU	Components for re-use	[kg]	0,00E+00	0,00E+00	0,00E+00	0,00E+00	0,00E+00	0,00E+00	0,00E+00	0,00E+00
MFR	Materials for recycling	[kg]	0,00E+00	0,00E+00	0,00E+00	0,00E+00	0,00E+00	1,19E+02	0,00E+00	0,00E+00
MER	Materials for energy recovery	[kg]	0,00E+00	0,00E+00	7,09E+01	0,00E+00	0,00E+00	35,73E+00	0,00E+00	0,00E+00
EEE	Exported electrical energy	[MJ]	0,00E+00	0,00E+00	1,35E+02	0,00E+00	0,00E+00	0,00E+00	1,76E+02	0,00E+00
EET	Exported thermal energy	[MJ]	0,00E+00	0,00E+00	3,79E+02	0,00E+00	0,00E+00	0,00E+00	4,82E+02	0,00E+00

6. LCA: Interpretation

This chapter contains an interpretation of the Life Cycle Impact Assessment categories. Stated percentages in the whole interpretation are related to the overall life cycle, excluding credits (module D).

The production stage (modules A1-A3) contributes between 49,49 % and 74,39 % to the overall results for all the environmental impact assessment categories hereby considered, except for the abiotic depletion potential (ADPE), for which the contribution from the production stage accounts for approx. 99,68 % - this impact category describes the reduction of the global amount of non-renewable raw materials, therefore, as expected, it is mainly related with the extraction of raw materials (A1).

Within the production stage, the main contribution for all the impact categories is the production of aluminium and glass mainly due to the energy consumption on these processes. These two materials accounts with approx. 78 % to the overall mass of the product,

therefore, the impacts are in line with the mass composition of the product. The environmental impacts for the transport (A2) have a negligible impact within this stage.

To reflect the use stage (module B6), the energy consumption was included, and it has a significant contribution for all the impact assessment categories considered - between 29,58 % and 50,43 %, with the exception of ADPE (0,30 %). This is a result of 6 hours of operation in stand-by mode, 8 hours in idle-model and 10 hours in on mode per day and per 365 days in a year.

In the end-of-life stage, there are loads and benefits (module D, negative values) considered. The benefits are considered beyond the system boundaries and are declared for the recycling potential of the metals and for the credits from the incineration process (energy substitution).

7. Requisite evidence

Not applicable in this EPD.

8. References

/Institut Bauen und Umwelt/

Institut Bauen und Umwelt e.V., Berlin (pub.):
Generation of Environmental Product Declarations
(EPDs);

/General principles/

for the EPD range of Institut Bauen und Umwelt e.V.
(IBU), 2013-04
www.bau-umwelt.de

/GaBi 8 2019a/

GaBi 8 2018: Software-System and Database for Life
Cycle Engineering. Copyright, TM. Stuttgart, thinkstep
AG, Echterdingen, 1992-2018.

/GaBi 8 2019b/

GaBi 8 20138b: Documentation of GaBi 8: Software-
System and Database for Life Cycle Engineering.
Copyright, TM. Stuttgart, thinkstep AG, Echterdingen,
1992-2018. <http://documentation.gabi-software.com/>

/EN 15804:2014/

EN 15804:2014-07: Sustainability of construction
works — Environmental Product Declarations — Core
rules for the product category of construction products.

/EN 16005/

EN 16005:2012/AC:2015 Power operated pedestrian
doorsets-Safety in use-Requirements and test
methods

/EN 60335-1/

EN 60335-1:2012+A11:2014: Household and similar
electrical appliances -Safety - Part 1: General
requirements

/EN 60335-2-103/

EN 60335-2-103:2015: Household and similar
electrical appliances - Safety - Part 2-103: Particular
requirements for drives for gates, doors and windows

/IEC 60335-1:2010/

IEC 60335-1:2010 ed. 5: Household and similar
electrical appliances -Safety - Part 1: General
requirements

/IEC 60335-2-103 ed. 2.1:2011/

IEC 60335-2-103 ed. 2.1:2011 Household and similar
electrical appliances -Safety - Part 2: Particular
requirements for drives for gates, doors and windows

/EN 61000-6-2/

EN 61000-6-2:2005: Electromagnetic compatibility
(EMC) - Part 6-2: Generic standards - Immunity for
industrial environments

/EN 61000-6-3/

EN 61000-6-3:2007+A1:2011: Electromagnetic
compatibility (EMC) - Part 6-3: Generic standards -
Emission standard for residential, commercial and
light-industrial

/EN ISO 13849-1/

EN ISO 13849-1:2015: Safety of machinery — Safety-
related parts of control systems — Part 1: General
principles for design

/IEC 60335-1/

IEC 60335-1:2012 ed. 5: Household and similar
electrical appliances -Safety - Part 1: General
requirements

/IEC 60335-2-103 ed. 2.1/

IEC 60335-2-103 ed. 2.1:2015 Household and similar
electrical appliances -Safety - Part 2: Particular
requirements for drives for gates, doors and windows

/EWC/

European Waste Catalogue

/IBU PCR Part A:2017/

Institut Bauen und Umwelt e.V., Königswinter (pub.):
Product Category Rules for Construction Products
from the range of Environmental Product Declarations
of Institut Bauen und Umwelt (IBU), Part A: Calculation
Rules for the Life Cycle Assessment and
Requirements on the Background Report. April 2017
www.ibu-epd.de

/IBU PCR Part B: 2017/

IBU PCR Part B: PCR Guidance-Texts for Building-
Related Products and Services. From the range of
Environmental Product Declarations of Institute
Construction and Environment e.V. (IBU). Part B:
Requirements on the EPD for Automatic doors,
automatic gates and
revolving door systems Version 1.6 (11. 2017) www.ibu-epd.com

/ISO 14025/

DIN EN ISO 14025:2015: Environmental labels and
declarations — Type III environmental declarations —
Principles and procedures

/ISO 9001:2015/

Quality management systems - Requirements with
guidance for us

/OHSAS 18001:2007/

Occupational Health and Safety Assessment Series

/2014/30/EU/

Electromagnetic Compatibility Directive (EMCD)

/2006/42/EC/

Machinery Directive (MD)

/2012/19/EU/

Waste Electrical and Electronic Equipment Directive
(WEEE Directive)

/2011/65/EU/

2011/65/EU on the restriction of the use of certain
hazardous substances in electrical and electronic
equipment (RoHS)

9. Annex

Results shown below were calculated using TRACI Methodology.

DESCRIPTION OF THE SYSTEM BOUNDARY (X = INCLUDED IN LCA; MND = MODULE NOT DECLARED)

PRODUCT STAGE			CONSTRUCTION PROCESS STAGE		USE STAGE							END OF LIFE STAGE				BENEFITS AND LOADS BEYOND THE SYSTEM BOUNDARIES
Raw material supply	Transport	Manufacturing	Transport from the gate to the site	Assembly	Use	Maintenance	Repair	Replacement ¹⁾	Refurbishment ¹⁾	Operational energy use	Operational water use	De-construction demolition	Transport	Waste processing	Disposal	Reuse-Recovery-Recycling-potential
A1	A2	A3	A4	A5	B1	B2	B3	B4	B5	B6	B7	C1	C2	C3	C4	D
X	X	X	X	X	MND	MND	MND	MND	MND	X	MND	MND	X	X	X	X

RESULTS OF THE LCA - ENVIRONMENTAL IMPACT: One piece of ASSA ABLOY Integra swing door system

Parameter	Parameter	Unit	A1 - A3	A4	A5	B6	C2	C3	C4	D
GWP	Global warming potential	[kg CO ₂ -Eq.]	1,57E+03	2,52E+01	1,16E+02	9,36E+02	1,42E+00	2,26E-01	9,48E+01	-9,89E+02
ODP	Depletion potential of the stratospheric ozone layer	[kg CFC11-Eq.]	6,69E-07	1,28E-10	4,88E-10	6,81E-07	7,23E-12	1,65E-10	3,21E-10	4,10E-07
AP	Acidification potential of land and water	[kg SO ₂ -Eq.]	8,22E+00	1,55E-01	1,87E-02	4,18E+00	8,49E-03	1,01E-03	3,99E-02	-4,95E+00
EP	Eutrophication potential	[kg N-eq.]	4,82E-01	1,07E-02	1,03E-03	1,78E-01	6,00E-04	4,30E-05	1,91E-03	-1,27E-01
Smog	Ground-Level smog formation potential	[kg O ₃ -eq.]	9,52E+01	3,17E+00	3,58E-01	3,78E+01	1,75E-01	9,15E-03	4,69E-01	-4,44E+01
Resources	Resources – resources fossil	[MJ]	2,01E+03	4,99E+01	2,96E+00	7,57E+02	2,82E+00	1,83E-01	6,90E+00	-8,96E+02

RESULTS OF THE LCA - RESOURCE USE: One piece of ASSA ABLOY Integra swing door system

Parameter	Parameter	Unit	A1 - A3	A4	A5	B6	C2	C3	C4	D
PERE	Renewable primary energy as energy carrier	[MJ]	6,07E+03	-	-	-	-	-	-	-
PERM	Renewable primary energy resources as material utilization	[MJ]	0,00E+00	-	-	-	-	-	-	-
PERT	Total use of renewable primary energy resources	[MJ]	6,07E+03	1,36E+01	2,52E+00	3,04E+03	7,72E-01	7,36E-01	4,87E+00	-3,90E+03
PENRE	Non-renewable primary energy as energy carrier	[MJ]	2,34E+04	-	-	-	-	-	-	-
PENRM	Non-renewable primary energy as material utilization	[MJ]	0,00E+00	-	-	-	-	-	-	-
PENRT	Total use of non-renewable primary energy resources	[MJ]	2,34E+04	3,48E+02	3,03E+01	1,67E+04	1,96E+01	4,03E+00	7E+01	-1,25E+04
SM	Use of secondary material	[kg]	4,65E+01	0,00E+00	0,00E+00	0,00E+00	0,00E+00	0,00E+00	0,00E+00	0,00E+00
RSF	Use of renewable secondary fuels	[MJ]	0,00E+00	0,00E+00	0,00E+00	0,00E+00	0,00E+00	0,00E+00	0,00E+00	0,00E+00
NRSF	Use of non-renewable secondary fuels	[MJ]	0,00E+00	0,00E+00	0,00E+00	0,00E+00	0,00E+00	0,00E+00	0,00E+00	0,00E+00
FW	Use of net fresh water	[m ³]	1,33E+01	9,61E-03	2,99E-01	7,51E+00	5,45E-04	1,82E-03	1,42E-01	-1,04E+01

RESULTS OF THE LCA – OUTPUT FLOWS AND WASTE CATEGORIES: One piece of ASSA ABLOY INTEGRA swing door system

Parameter	Parameter	Unit	A1 - A3	A4	A5	B6	C2	C3	C4	D
HWD	Hazardous waste disposed	[kg]	8,24E-01	7,91E-04	2,12E-03	2,31E+00	4,48E-05	5,58E-04	4,24E-03	-2,28E-01
NHWD	Non-hazardous waste disposed	[kg]	1,56E+02	4,36E-02	1,66E+00	5,38E+00	2,47E-03	1,30E-03	1,33E+02	-1,45E+02
RWD	Radioactive waste disposed	[kg]	1,52E+00	4,56E-04	1,88E-03	2,40E+00	2,57E-05	5,80E-04	2,19E-03	-1,03E+00

CRU	Components for re-use	[kg]	0,00E+00	0,00E+00	0,00E+00	0,00E+00	0,00E+00	0,00E+00	0,00E+00	0,00E+00	-
MFR	Materials for recycling	[kg]	0,00E+00	0,00E+00	0,00E+00	0,00E+00	0,00E+00	1,19E+02	0,00E+00	0,00E+00	0,00E+00
MER	Materials for energy recovery	[kg]	0,00E+00	0,00E+00	7,09E+01	0,00E+00	0,00E+00	35,73E+00	0,00E+00	0,00E+00	0,00E+00
EEE	Exported electrical energy	[MJ]	0,00E+00	0,00E+00	1,35E+02	0,00E+00	0,00E+00	0,00E+00	0,00E+00	1,76E+02	-
EET	Exported thermal energy	[MJ]	0,00E+00	0,00E+00	3,79E+02	0,00E+00	0,00E+00	0,00E+00	0,00E+00	4,82E+02	-

**Publisher**

Institut Bauen und Umwelt e.V.
Panoramastr. 1
10178 Berlin
Germany

Tel +49 (0)30 3087748-0
Fax +49 (0)30 3087748-29
Mail info@bau-umwelt.com
Web www.bau-umwelt.com

**Programme holder**

Institut Bauen und Umwelt e.V.
Panoramastr 1
10178 Berlin
Germany

Tel +49 (0)30 3087748-0
Fax +49 (0)30 3087748-29
Mail info@bau-umwelt.com
Web www.bau-umwelt.com



thinkstep

Author of the Life Cycle Assessment

thinkstep AG
Hauptstraße 111-113
70771 Leinfelden-Echterdingen
Germany

Tel +49 (0)711 341817-0
Fax +49 (0)711 341817-25
Mail info@thinkstep.com
Web www.thinkstep.com

ASSA ABLOY

Owner of the Declaration

ASSA ABLOY Entrance Systems AB
Lodjurgatan 10
SE-261 44 Landskrona
Sweden

Tel +46 10 47 47 000
Fax
Mail info.aaes@assaabloy.com
Web www.assaabloy.com