



# Security Entrance Control

Introducing a new era of reliable entrance control systems and services

**ASSA ABLOY**  
Entrance Systems

[assaabloyentrance.com](http://assaabloyentrance.com)

Experience a safer  
and more open world

# Experience unparalleled security with our comprehensive entrance control product range

## Products for today and the future

Managing the flow of employees and visitors through secured areas is crucial for ensuring safety and security. To accomplish this, security barriers play a vital role. Our comprehensive range of security solutions includes revolving doors, portals, speedgates, turnstiles, and exit lanes, all designed to provide convenience, secure entrances, and meet accessibility standards..

## Robust and high quality


We've spent 50+ years improving and perfecting our automatic entrance systems. Combining highly robust materials with state-of-the-art technology designed to ensure safe and seamless user flow – while enabling us to maintain a solid legacy.


## Local Service

Our fast and convenient service is supported by highly-trained professional technicians who offer extensive knowledge and expertise.

## Architectural & specifications services

From planning and design to construction and delivery, ASSA ABLOY Entrance Systems supports you in meeting the requirements of your project.





## Safe. Secure. Reliable.

Specific properties are crucial in the ever-evolving challenge of protecting people and the environment. We must remain vigilant, from securing public events to ensuring security in critical infrastructure and sectors. That's why our entrance security technologies and solutions adapt to current and future needs, even in the face of unforeseen events.

### Our Security Entrance Control portfolio includes:

- Speedgates
- Full-height turnstiles
- Security Portals
- Security Revolving Doors
- Swing Gates
- Tripods
- Exit Lanes

Please note that the product's availability may vary from country to country.

Think about it: you may have already walked through an ASSA ABLOY speed gate at a supermarket or an exit lane at the airport this week. That's because our mission is to shape our industrial and commercial products and technology around your space – with tools to automate access and keep track of whoever's coming or going.

Today, this mission is more important than ever. Especially when it comes to securing your entrances: at any given moment, you might need to be safeguarding an audience

at a commercial venue. Or you might be monitoring secure environments at a critical infrastructure project. No matter the situation, we offer security entrance control that can be fully tailored to your building – whether it's revolving doors, security portals, exit lanes or other solutions. They're all built for occasions where security is non-negotiable. And with best-in-class design, installation, and maintenance, we guarantee that your entrance will be ready for whatever the future brings too.

## ASSA ABLOY RD400 Security Revolving Door

Attractive, versatile, and completely secure, the ASSA ABLOY RDA Security Revolving Doors are available in either 3-door or 4-door configurations, and can provide fast & safe two-way security access control.

These automatic revolving doors offer fully automated secure entrance control for interior and exterior use. Access is gained by smart card, biometrics, or mobile credentials. Incorporating all the principal advantages of revolving door systems — such as barrier and draft-free access, noise reduction and energy efficiency — the RDA packages provide a level of control that conventional doors simply cannot match.

Monitored by a microprocessor-equipped control unit, the ASSA ABLOY RD-A line-up (RD400) integrates seamlessly with any access control system. ASSA ABLOY Secure360™ Time of Flight (TOF) sensor provide best-in-class detection of piggybacking and tailgating.

- Ideal for high-security, low-throughput application
- 3 wing/4 wing access control revolving door including enclosure walls and canopy.
- Clear anodized finish – alternative finishes including paint and stainless steel
- Can be configured in both: One-way access control to allow controlled entrance with free egress, or Two-way access control to allow both controlled entrance and controlled egress
- Anti-Tailgating: TOF sensors to detect an unauthorized user attempting passage in a separate quadrant as an authorized user enters
- Anti-Piggybacking – TOF sensors detect an unauthorized user attempting passage in the same quadrant as an authorized user
- 3 widths available (1800 mm, 2100 mm, 2400 mm)
- Compatible with all access control systems, card readers, and biometrics including hand wave readers
- Turnkey solutions: application, equipment, installation



### Learn more and downloads

On our website you can learn more about our security revolving doors and get a wide range of documents on our products.



## ASSA ABLOY MP200 Security Portal

The MP200 Security Portal from ASSA ABLOY ensures controlled and automatically monitored access to your secure and sensitive areas.

Any common access control and identification system can be integrated into the portal and reports all events to the building management system. Its intelligent 3D sensors monitor and control all visitors or employees entering and exiting the building or area via the portal.

The security portal also provides barrier-free handicap access for wheelchairs or other mobility aids. The portal is easily integrated either within the building or into any outer façade. Burglar-resistant options (RC2/RC3), for protecting your building even in off-peak times.

- Security Portal with bi-parting doors
- Ideal for high security, low-throughput application
- Four interlocking doors control flow on-at-a-time
- Detection systems for tailgating and piggybacking
- 4 security levels available
- ADA compatible, handicap accessible
- Clear anodized finish – alternative finishes including stainless steel
- Superior TOF (Time-of-flight) Detection available
- Infinite passageway widths available (990 mm to 1600 mm)
- Stand-alone or wall-hosted installation (outer façade option)
- Compatible with all access control systems, card readers, and biometrics including hand wave readers
- Certified to UL325
- Burglar resistant options available (RC2 & RC3)
- Turnkey solutions: application, equipment, installation, and service



### Learn more and downloads

On our website you can learn more about our security portals and get a wide range of documents on our products.





## About the iF DESIGN AWARD

Since 1954, the iF DESIGN AWARD has been recognized as an arbiter of quality for excellent design.


The iF Design brand is renowned worldwide for outstanding design services, and the iF DESIGN AWARD is one of the most important design prizes in the world. It honors design achievements in all disciplines: product, packaging, communication and service design, architecture and interior architecture as well as professional concept, user experience (UX) and user interface (UI). All award-winning entries are featured on [ifdesign.com](https://www.ifdesign.com).

### ASSA ABLOY SG Expression

**Product series speed gates – security entrance**  
**ASSA ABLOY Entrance Systems.**

Humans crave for experiences. When we step into a building, the first thing we notice is the atmosphere – how smoothly we move from space to space, how friendly and inviting an environment is perceived. This is the essence behind our speedgate range project “Moving by Design”. A perfect fusion of security, motion and emotion where people flow.

Our new speedgates break tradition with their sleek and cutting-edge technology, meticulously crafted to push the boundaries of aesthetics and functionality while providing a perfect product experience.





- Endless customization options with finishes in all RAL colors
- Designed for seamless integration with existing entrance system products and solutions
- Glass wing heights: 1000/1200/1800 mm
- Open, Boxed or Center Glass cabinet design option
- Handicap accessible options
- Passageway widths from 600 mm to 1100 mm
- Modular construction to suit all architectural designs and spaces
- Enhanced accessibility with LED light bands providing guidance
- Turnkey solutions: application, equipment, installation, and service



## ASSA ABLOY SG Expression

This advanced design speedgate combines a fully customizable color palette with cutting-edge technology.

The ASSA ABLOY SG Expression transforms your entrance area or lobby into a seamless extension of your brand identity. Available in multiple finishes and cabinet designs, this speedgate is easily adaptable to your interior design requirements — with its sleek, modular design, we are intentionally aiming to move both your body and your mind. We call this “moving by design”: a different way to experience access control.


# ASSA ABLOY SG Expression

Moving by design



## Elements of Expression

We know how important it is for your brand expression to remain intact. That's why we designed the ASSA ABLOY SG Expression to be fully customizable to your interior's atmosphere – becoming an easy yet elegant way to showcase your own brand identity.





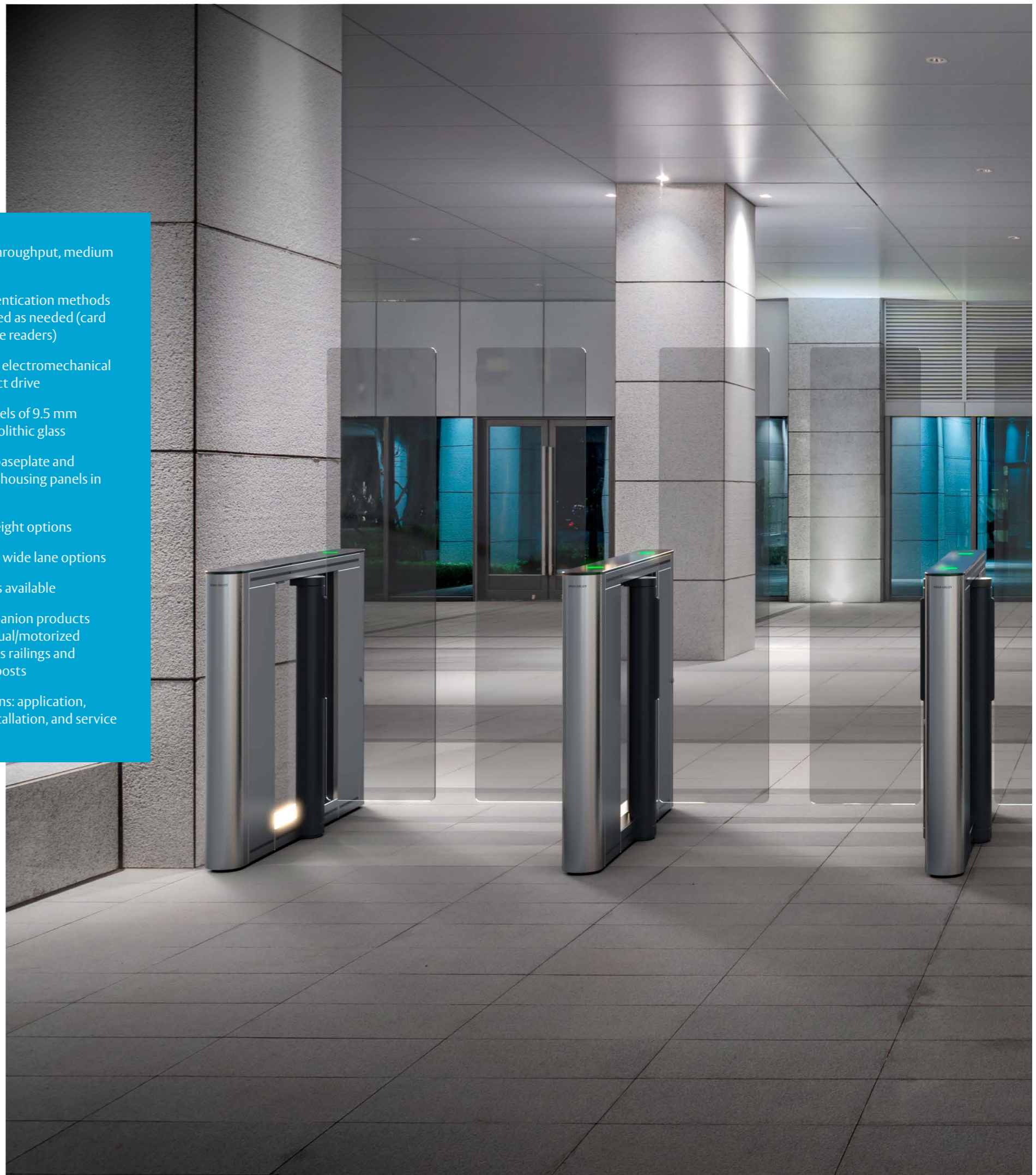
## ASSA ABLOY SG100 Access Control Speedgate

The ASSA ABLOY SG100 is a versatile swing glass speedgate that is sturdy, fast, reliable, secure, and safe.

The lane can be configured in sets from 1 to many, all lanes are bi-directional and intuitive to use. Typically, fewer lanes are required when specifying Speedgate due to their high throughput. The Speedgate line is well known for its small footprint, high level of reliability and aesthetic appearance. Architects and security designers love the product for its uniquely minimalist appearance and superior performance. All access control systems are supported through our intuitive Vision Touch framework.

We also have elegant customization options for colors, finishes and materials.

- Ideal for high-throughput, medium security needs
- Variety of authentication methods can be integrated as needed (card and smartphone readers)
- Central column electromechanical motorized direct drive
- Swing glass panels of 9.5 mm tempered monolithic glass
- Stainless steel baseplate and powder coated housing panels in RAL color
- Various glass height options
- Small footprint, wide lane options
- Custom finishes available
- Matching companion products available – manual/motorized gates, fixed glass railings and stainless-steel posts
- Turnkey solutions: application, equipment, installation, and service

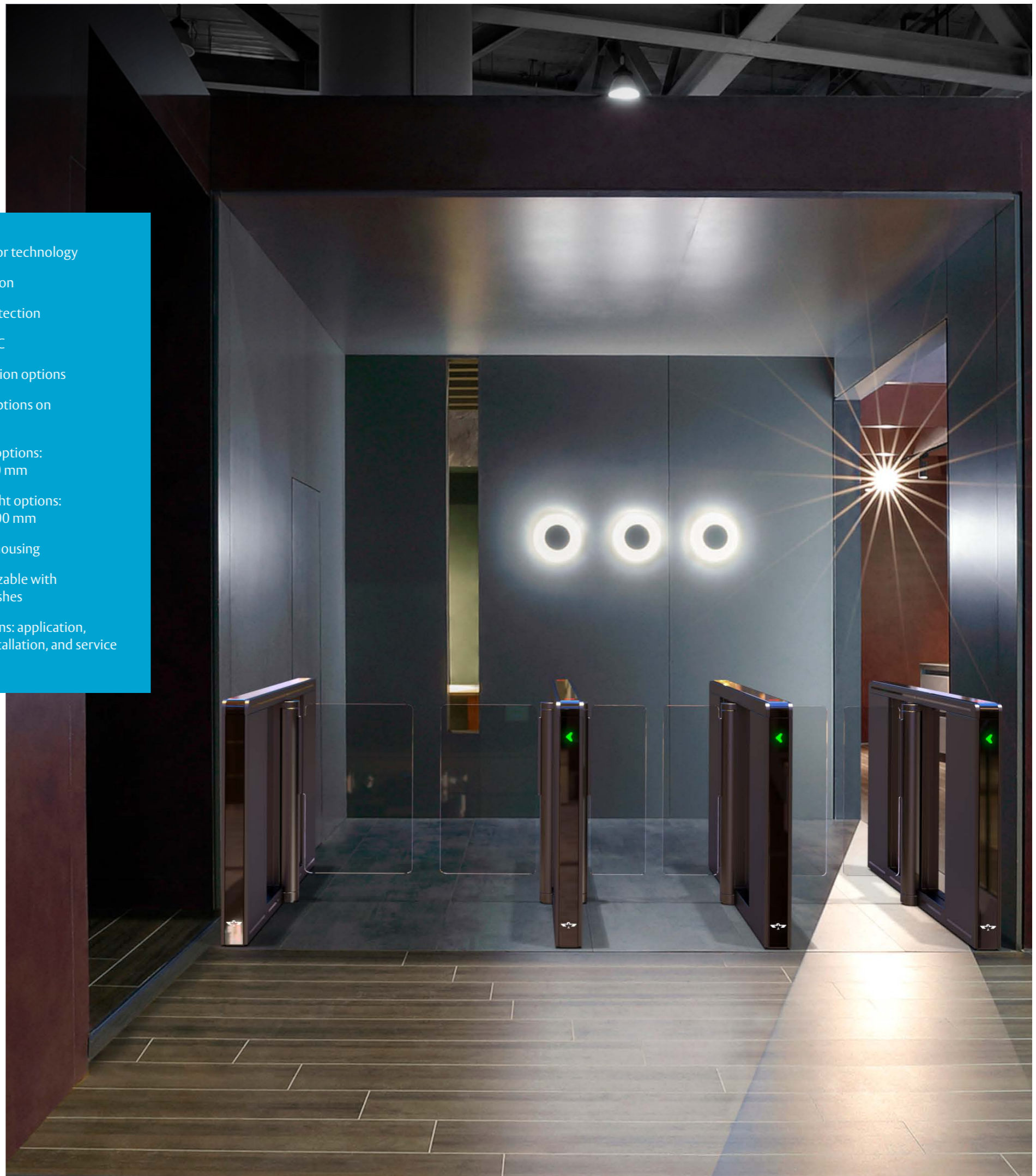


## ASSA ABLOY SG200 Access Control Speedgate

The ASSA ABLOY SG200 comes with 8/10 mm clear tempered, no touch, swinging glass.

The clear view barriers keep the clean look of the lobby while meeting the highest security standards. The standard finish is brushed stainless steel: a great slim pedestal choice for tight spacing requirements and with a variety of glass heights.

- Advanced sensor technology
- Tailgate detection
- Crawl under detection
- Runs on 24 VDC
- Reader integration options
- Logo/etching options on glass wings
- Passage width options: 650 / 915 / 1200 mm
- Glass wing height options: 950 / 1200 / 1800 mm
- Stainless steel housing
- Highly customizable with materials & finishes
- Turnkey solutions: application, equipment, installation, and service

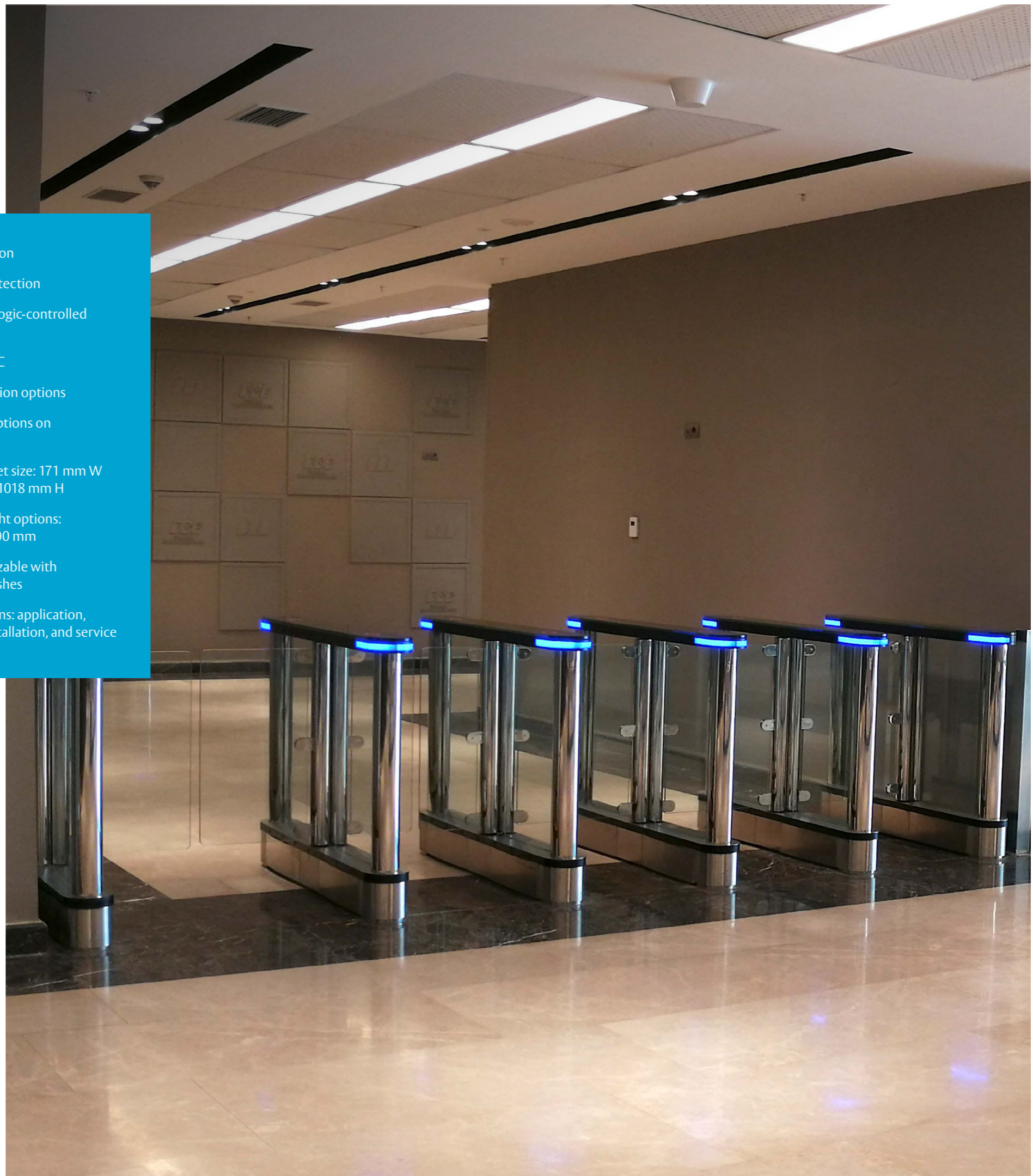


## ASSA ABLOY SG300 Access Control Speedgate

The ASSA ABLOY SG300 comes with 8 mm clear tempered, no touch, swinging glass.

The clear view barriers keep the clean look of the lobby while meeting the highest security standards. The standard finish is brushed stainless steel with horizontal grain. An excellent choice for a traditional swing glass optical turnstile speedgate.

- Tailgate detection
- Crawl under detection
- Bi-directional, logic-controlled interface
- Runs on 24 VDC
- Reader integration options
- Logo/etching options on glass wings
- Standard cabinet size: 171 mm W x 1336 mm L x 1018 mm H
- Glass wing height options: 950 / 1200 / 1800 mm
- Highly customizable with materials & finishes
- Turnkey solutions: application, equipment, installation, and service

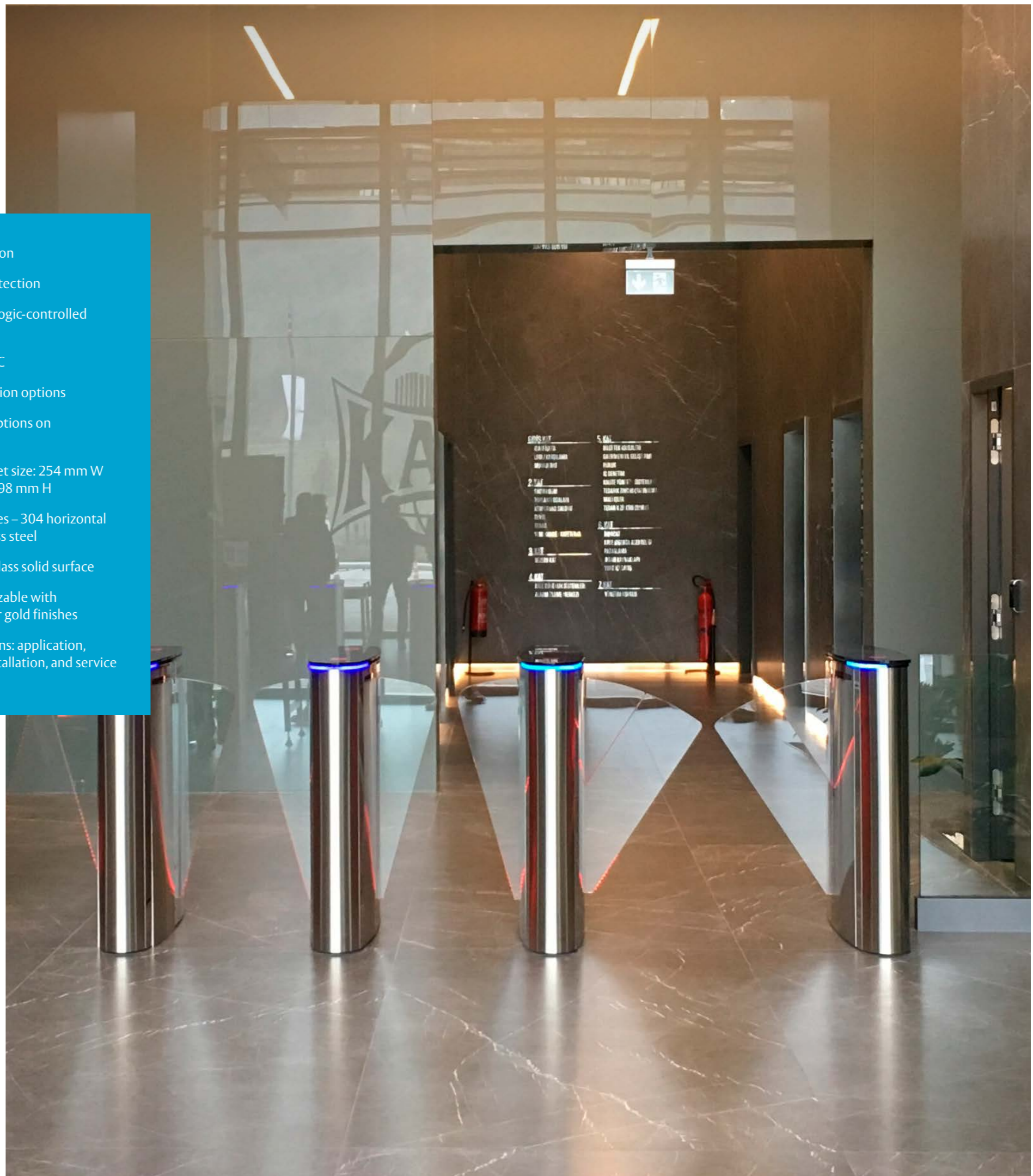


- Tailgate detection
- Crawl under detection
- Bi-directional, logic-controlled interface
- Runs on 24 VDC
- Reader integration options
- Logo/etching options on glass wings
- Standard cabinet size: 254 mm W x 971 mm L x 998 mm H
- Standard finishes – 304 horizontal grained stainless steel
- Standard lid – glass solid surface
- Highly customizable with black, bronze or gold finishes
- Turnkey solutions: application, equipment, installation, and service

## ASSA ABLOY SG600 Access Control Speedgate

The ASSA ABLOY SG600 comes with 8/10 mm clear tempered, no touch, swinging glass.

The clear view barriers keep the clean look of the lobby while meeting the highest security standards. The standard finish is brushed stainless steel: truly a stylish choice for seamless people traffic enabled by a swing glass optical turnstile speedgate.



## ASSA ABLOY FT series Access Control Full Height Turnstile

The ASSA ABLOY FT series is an extremely robust and water resistant, 3 section full height turnstile in hot-dipped galvanized or galvanized plus powder coated finish, or optionally available in stainless steel.

It is bi-directional, logic controlled. Hand operated and motor driven with electro-magnetic lock. The best solution for rugged use, typically employed at production entrances or outdoors. Optional ADA access gates or automatic swing doors can be added alongside.

We also have multiple variations of this product available on request.

- Hand operated and motor driven with electro-magnetic lock options available
- Completely assembled or disassembled delivery as a kit for easier transport or for places that are difficult to access
- Access controller box
- Ceiling lights
- Customisable LED indicators
- Heating kit for -40 degrees
- Roof & canopy
- Mounting plate (suitable for forklift transport)
- Mounting frame for pre-installation into concrete
- Back-up battery
- Access controller integration brackets on demand
- Turnkey solutions: application, equipment, installation, and service



## ASSA ABLOY GS series Swing Gate

The ASSA ABLOY GS series is a compact yet sturdy access point solution that effortlessly redirects your people flow when you need it to.

This bi-directional swing gate lets you divert unwanted traffic from the sensitive areas of your building with minimal effort. Thanks to its classic housing design, as well as its proven durability and consistent ease of use, it's an easy yet effective way to keep the most non-public spaces of your environment safe and sound.

- DC drive motor mechanism
- LED indicators under top lid and tempered glass barrier wing
- Customisable company logo options on barrier wing
- Tested for extremely heavy use
- Bi-directional, logic-controlled interface
- Runs on 24 V DC
- Includes permanently open function
- Comes equipped with RS 232 serial port
- Passage width up to 1000 mm
- Barrier wing up to 900 mm



## ASSA ABLOY TS series Tripod Turnstile

The ASSA ABLOY TS series Tripod Turnstile is a stable, yet stylish solution specifically designed to control heavy traffic in supervised environments.

A top-quality access point that's both durable and timeless, this tripod turnstile will boost your venue's people flow experience and offload your building's staff at the same time. Standing up to both intense use and power shortages is a given; but it's the several drive mechanism options and LED indicators that guarantee both maximum security and comfort.

- Electromechanical and/or hand-operated drive options (with or without drop arm)
- Durable 3-section, stainless steel design
- Equipped with fail-safe to deal with potential power shortages
- Logic-controlled, bi-directional interface
- Optional LED indicator pictogram on the lid/leg
- Heating kit for -40 degrees
- Mounting plate for raised/suspended floor
- Cabinet width: 250 mm W x 1050 mm L x 1000 mm H
- Back-up battery
- Access controller integration brackets on demand
- Turnkey solutions: application, equipment, installation, and service



## ASSA ABLOY TS series Tripod Turnstile

The ASSA ABLOY TS series Tripod Turnstile lets you establish a secure environment with minimum effort – but maximum impact.

A top-quality access point that's both durable and timeless, this tripod turnstile will boost your venue's people flow experience and offload your building's staff at the same time. Standing up to both intense use and power shortages is a given; but it's the several drive mechanism options and LED indicators that guarantee both maximum security and comfort.

- Electromechanical and/or hand-operated drive options (with or without drop arm)
- Durable 3-section, stainless steel design
- Equipped with fail-safe to deal with potential power shortages
- Logic-controlled, bi-directional interface
- Optional LED indicator pictogram on the lid/leg
- Heating kit for -40 degrees
- Mounting plate for raised/suspended floor
- Cabinet width: 250 mm W x 1050 mm L x 1000 mm H
- Back-up battery
- Access controller integration brackets on demand
- Turnkey solutions: application, equipment, installation, and service







- The efficient no-return system maintains high throughput
- Provides the highest level of security in secure areas including border points, passport control and baggage claim areas.
- Users can configure security levels and choose from several sensor options
- Incorporates innovative 3D imaging technology
- Saves building operating costs by reducing the need for security staff
- Can be easily integrated into existing exit corridors
- Side-by-side installations possible
- A choice of aluminium or stainless steel structures
- Four widths available: 650, 900, 1100, 1200 mm

## ASSA ABLOY Exit Lane

ASSA ABLOY Exit Lane is a user-friendly one-way traffic security system that controls access without compromising throughput.

The modular system features advanced detection and control technology, integrated with functional and reliable barrier components. Its non-intrusive design guarantees security and safety without impeding pedestrian flow. In addition, the robust structure ensures that the system is reliable and easy to maintain.



## Service is in our DNA

### Service Agreements:

- Flexible service packages: Our variety of service packages allow for greater flexibility and tailored solutions.
- Local compliance: Our service checks and maintenance programs always follow local compliance.
- Preventive maintenance: We will ensure that regular service visits are scheduled and that old components are replaced where necessary.
- Safety and quality checks: All packages include safety, compliance and quality control checks.

### Modernization and upgrades:

- Extending lifetime: We can extend the lifetime of entrance systems while also making them more sustainable.
- Reduction of energy costs: We increase energy savings.
- Changing needs: We can adjust your entrance system where needed for optimal functionality and the newest technology.
- Meeting norms: We will ensure that you meet the current and future needs, standards and safety regulations.
- Improving performance level: We can optimize performance workflow, convenience and accessibility.

### Emergency calls:

- Fast response: In the case of unplanned downtime, our local presence ensures a fast response.
- First-time fixes: With a large spare parts inventory and solid team of technicians, we can fix any issues in one visit – with long-term results.
- 24/7 priority service: We will allow you to easily view your service history as well as any upcoming service appointments.
- Original spare parts: We will always provide original spare parts as a part of our services.
- Service all doors: Our technicians are able to repair all doors and docking regardless of brand.

### Digital & connected technology:

- With our digital offerings, get access to real-time data, analytics and a full-service overview to improve brand transparency.
- Technical documentation: We have defined procedures and specifications for the maintenance of all your doors and will provide you with a complete overview.
- Budgeting: Our full-service package allows you to plan and budget your costs on an annual basis – with no surprises along the way.
- Training: We offer free online courses and sessions so your staff can get to know their ASSA ABLOY systems inside and out.

The ASSA ABLOY Group is the global leader in access solutions.  
Every day, we help billions of people to experience a more open world.

**ASSA ABLOY**  
Entrance Systems

ASSA ABLOY Entrance Systems provides solutions for efficient and safe flow of goods and people. Our offering includes a wide range of automated pedestrian, industrial and residential doors, loading dock equipment, perimeter fencing and service.

Follow us:



Please enter ASSA ABLOY Entrance  
in the channel's search field.