

# Speedgate

## ASSA ABLOY SG Expression

**ASSA ABLOY**  
Entrance Systems

Experience a safer  
and more open world



reddot winner 2024



## The ASSA ABLOY SG Expression – moving by design

The ASSA ABLOY SG Expression is an advanced design speedgate that combines a fully customizable color palette and flexible design options with the latest digital entrance technology.


This speedgate lets you transform what would otherwise be a standard pedestrian traffic control feature into a celebration of your brand expression. Available in multiple finishes and cabinet designs (Open, Boxed or Center Glass), the ASSA ABLOY SG Expression is easily adaptable to your interior design requirements — and is a simple and attractive way to showcase your brand identity.

With this sleek, modular design of our speedgate, we are intentionally aiming to move both your body and your mind. This is what we call moving by design: a different way to experience access control.

### Design specifications

Power supply	110 – 240 VAC, 50 / 60 Hz
Auxiliary voltage	24 VDC
Operating temperature	32° F to 122° F (+0°C to +50°C)
Passageway width range	23.62" (600 mm) to 43.31" (1100 mm)
Wing heights	39.37" (1000 mm) / 47.25" (1200 mm) / 70.86" (1800 mm)
Minimum opening / closing times	0.7 sec (depending on passageway width)
Mean cycles between failures (MCBF)	10,000,000 mean cycles between failures (with recommended maintenance)
Noise level	55 dB at 1 m distance
IP Protection	IP40 (conforms to EU standards)
Cabinet Width	4.437" (112.7 mm)

Bring more color to everyday  
– choose the colors and materials that best fit your building.



## Essential functions and interface features

### Integrated technologies

The ASSA ABLOY SG Expression is designed and equipped for a positive experience of secure access. Your people flow experience will benefit from the latest advances in identification technologies and digital traffic management, all working together to smooth the way for efficient access that your visitors will appreciate.

### Advanced security

As an innovative addition to the ASSA ABLOY Security Entrance Control portfolio, SG Expression is designed for seamless integration with existing entrance system products and solutions. It gives you even more flexibility in designing controlled high-flow passage that will fit right in with any project size and scope.

### Customizable design

The ASSA ABLOY SG Expression is designed to make an impression. Thanks to its sleek rounded details, modular construct options and wide range of color customization opportunities, this speedgate helps you transform pedestrian access control points into engaging design complements to your brand.

### Accessible for all

Anyone should be able to physically move in and out of buildings, no matter their age or physical abilities. The SG Expression's wider passageway options, as well as the audiovisual guidance provided by its LED light bands, makes it easy for wheelchair users, parents with strollers or couriers to pass through as well.


### Accessories

- Top mounting integration options
- Face recognition integration
- Ramp for finished floor installations

### Options

- Cabinet design: Open, Boxed or Center Glass
- Cabinet lengths: 47.25" / 57.06" / 67" (1200 / 1450 / 1700mm)
- Surface treatment: RAL
- Inlay: RAL or customized

**Dimension specifications**



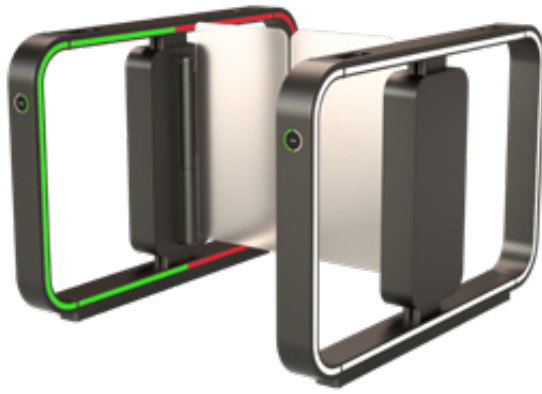
**Design options**





## Technical features

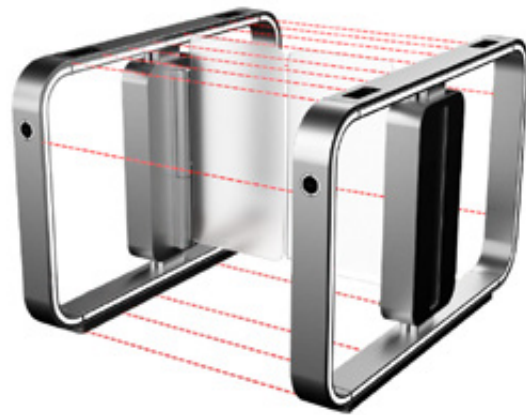
LED Lights



LED Pictogram



Safety and security sensors



Card reader integration



Facial recognition – Powered by HID



This equipment should be installed, regularly inspected, maintained and serviced by trained and authorized personnel. Planned maintenance plans are highly recommended for a proper and safe operation. Talk to your ASSA ABLOY Entrance Systems representative to learn more about our service offering.